

PAN

ZT28646.1900 Built-in thermostatic shower mixer and 2/3 way diverter.



1/2" built-in thermostatic shower mixer and 2/3 way diverter with water on/off function. 5,2 GPM @ 43,5 PSI.

R97810.1900

Rough-in _ 2 way thermostatic mixer













R97815.1900

Rough-in _ 3 way thermostatic mixer



Finiture / Finishes

	 C3	 C8	 C40	 C41	 C50	 C51
Chrome	Brushed Nickel	Polished Nickel	Gold	Brushed Gold	Metal Black	Brushed Metal Black
 W1	 N1	 N7				
Embossed Matt White	Embossed Matt Black	Soft Touch Black				

PAN

ZT28646.1900 Pesì e Misure / Weights and Sizes

Peso (Kg) Weight (lb)	1,35 (Kg)	2,98 (lb)
Volume test (dc3) - (in3)	5,68 (dc3)	346,61 (in3)
h (mm) - (in)	75,00 (mm)	2,95 (in)
L1 (mm) - (in)	180,00 (mm)	7,09 (in)
L2 (mm) - (in)	420,00 (mm)	16,54 (in)

