

Marchio / Brand ZUCCHETTI

PAN











## PAN

ZP6587.195E Single lever basin mixer.



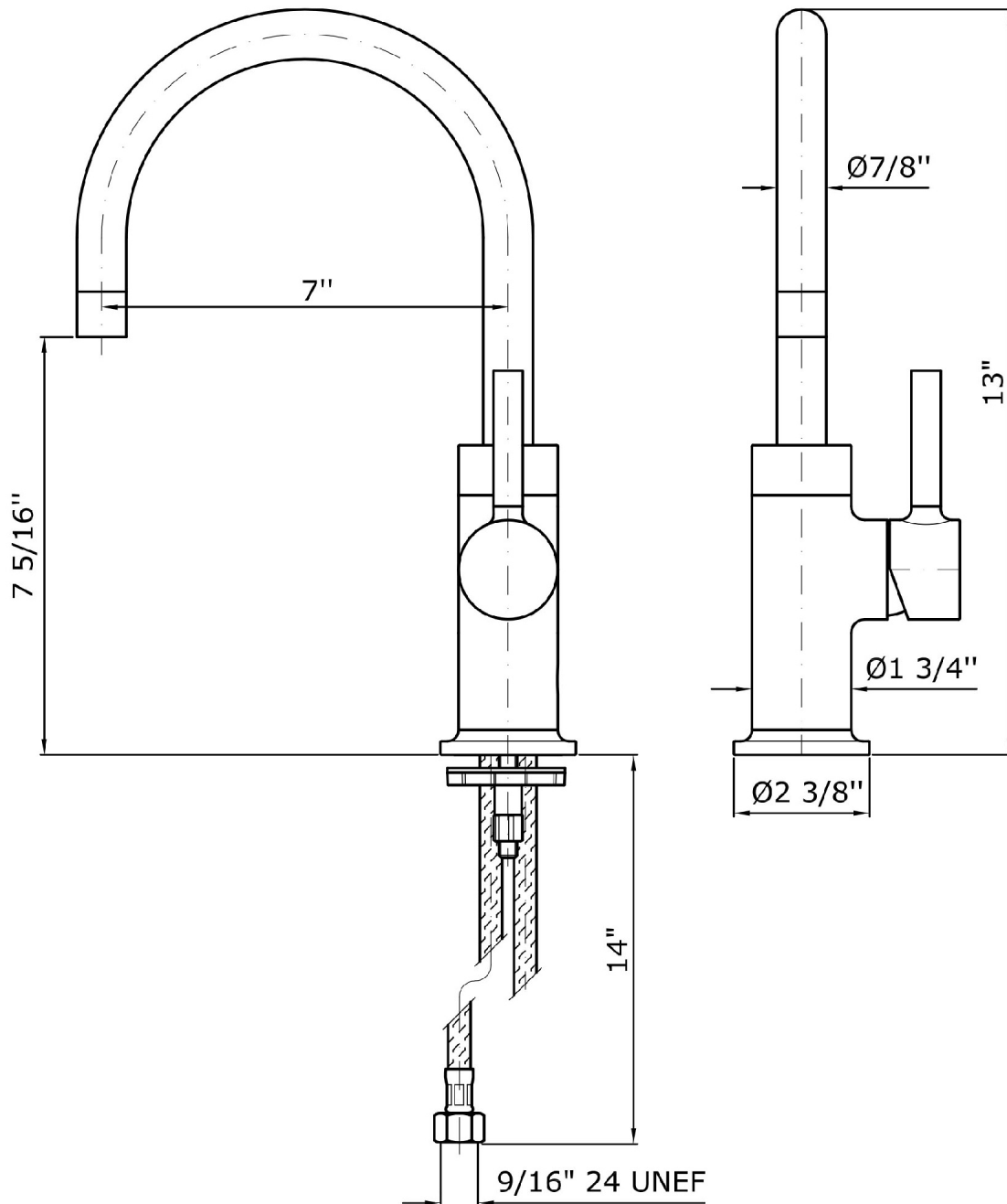
Single lever basin mixer with aerator, swivel spout, fl exible hoses, without pop-up waste. Spout projection 7".

### Finiture / Finishes

	 C3	 C8	 C40	 C41	 C50	 C51
Chrome	Brushed Nickel	Polished Nickel	Gold	Brushed Gold	Metal Black	Brushed Metal Black
	 N1	 N7				
Embossed Matt White	Embossed Matt Black	Soft Touch Black				

## PAN

ZP6587.195E Disegno Complessivo / Overall Drawing



Marchio / Brand ZUCCHETTI

PAN

## PAN

ZP6587.195E Certificazioni / Certifications

USA

CSA

## PAN

ZP6587.195E Pesì e Misure / Weights and Sizes

Peso ( Kg ) Weight ( lb )	2,76 ( Kg )	6,08 ( lb )
Volume test ( dc3 ) - ( in3 )	11,01 ( dc3 )	671,87 ( in3 )
h ( mm ) - ( in )	90,00 ( mm )	3,54 ( in )
L1 ( mm ) - ( in )	335,00 ( mm )	13,19 ( in )
L2 ( mm ) - ( in )	365,00 ( mm )	14,37 ( in )

