

Marchio / Brand ZUCCHETTI

PAN











PAN

ZP6585.195E Single lever basin mixer with extension.



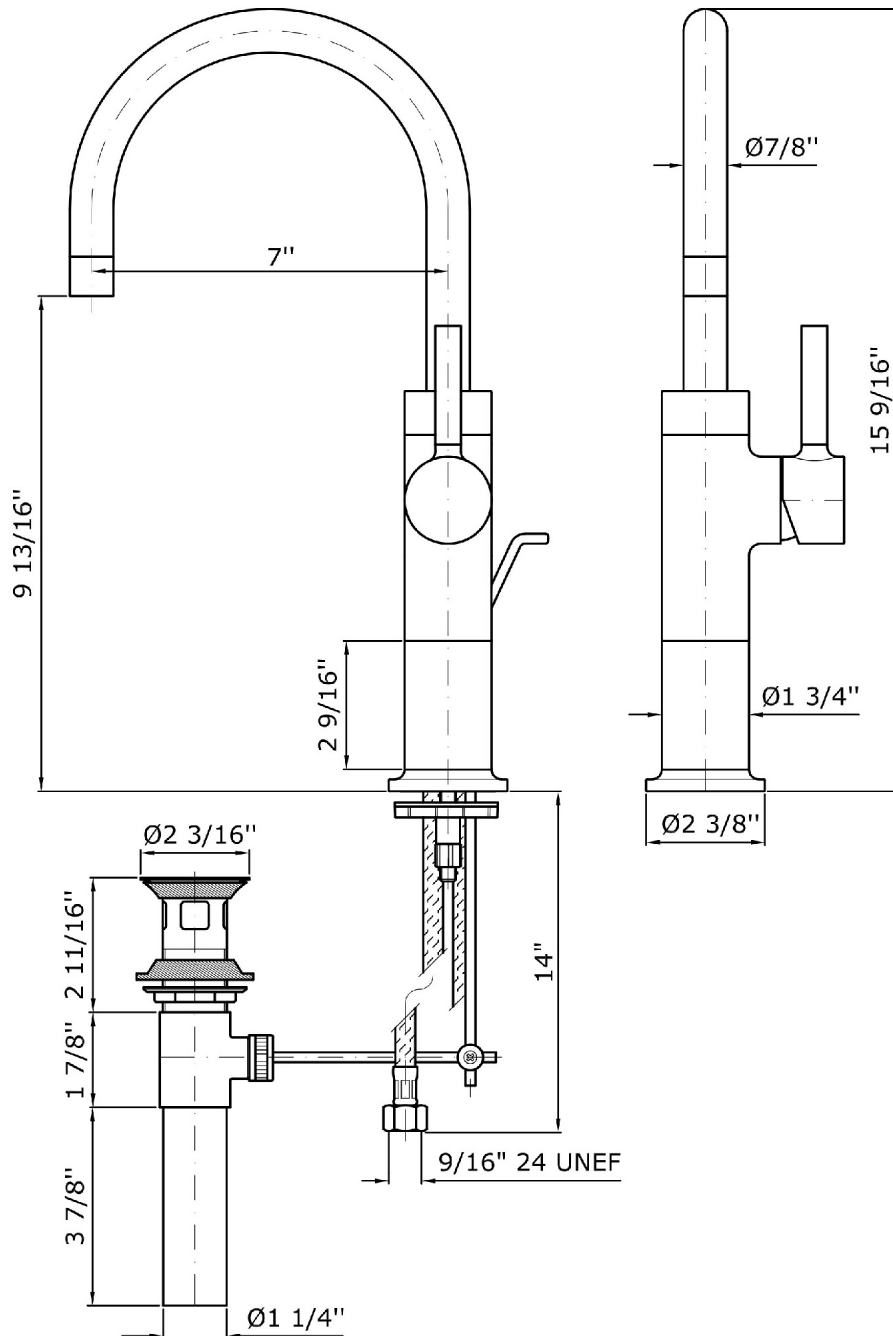
Single lever basin mixer with extension, swivel spout, aerator, pop-up waste, flexible hoses. Spout projection 7".

Finiture / Finishes

	 C3	 C8	 C40	 C41	 C50	 C51
Chrome	Brushed Nickel	Polished Nickel	Gold	Brushed Gold	Metal Black	Brushed Metal Black
 W1	 N1	 N7				
Embossed Matt White	Embossed Matt Black	Soft Touch Black				

PAN

ZP6585.195E Disegno Complessivo / Overall Drawing



Marchio / Brand ZUCCHETTI

PAN

PAN

ZP6585.195E Certificazioni / Certifications

USA

CSA

PAN

ZP6585.195E Pesì e Misure / Weights and Sizes

Peso (Kg) Weight (lb)	3,77 (Kg)	8,31 (lb)
Volume test (dc3) - (in3)	11,01 (dc3)	671,87 (in3)
h (mm) - (in)	90,00 (mm)	3,54 (in)
L1 (mm) - (in)	335,00 (mm)	13,19 (in)
L2 (mm) - (in)	365,00 (mm)	14,37 (in)

