

## JINGLE










ZIN694.195E

Single lever basin mixer with high spout



Single lever basin mixer with high spout, aerator, without pop-up waste, flexible hoses. Spout projection 7". Water flow restricted

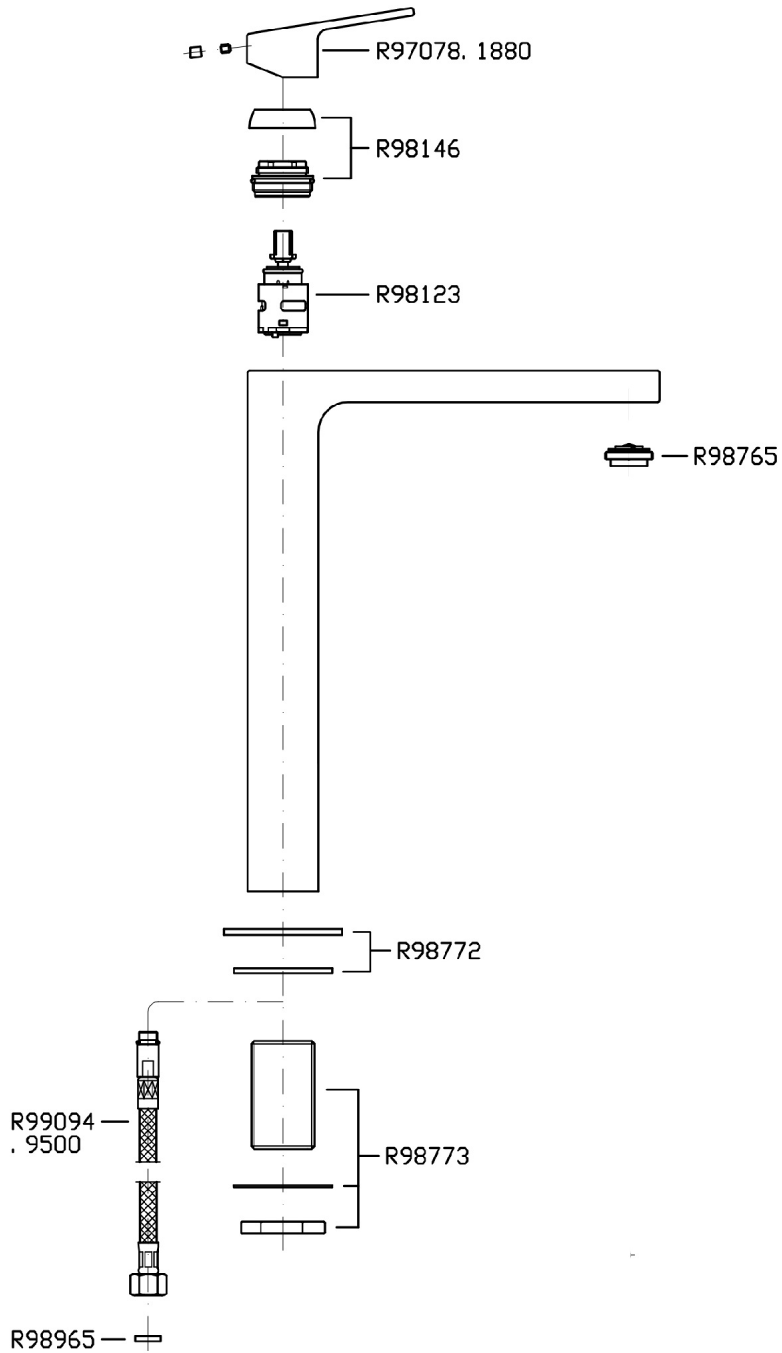
### Finiture / Finishes

|  |   |   |   |    |   |     |   |     |   |     |   |     |
|--|---|---|---|----|---|-----|---|-----|---|-----|---|-----|
|  |  | C3  |  | C8 |  | C40 |  | C41 |  | C50 |  | C51 |
| Chrome   | Brushed Nickel  |   | Polished Nickel   |    | Gold  |     | Brushed Gold  |     | Metal Black   |     | Brushed Metal Black   |     |
|  | W1  |  | N1  |    |   |     |   |     |   |     |   |     |
| Embossed Matt White  |   | Embossed Matt Black   |   |    |   |     |   |     |   |     |   |     |



## JINGLE

ZIN694.195E      Esplosi / Exploded



## JINGLE

ZIN694.195E

Certificazioni / Certifications

USA

IAPMO

## JINGLE

ZIN694.195E

Pesi e Misure / Weights and Sizes

|                               |               |                |
|-------------------------------|---------------|----------------|
| Peso ( Kg ) Weight ( lb )     | 2,68 ( Kg )   | 5,91 ( lb )    |
| Volume test ( dc3 ) - ( in3 ) | 11,01 ( dc3 ) | 671,87 ( in3 ) |
| h ( mm ) - ( in )             | 90,00 ( mm )  | 3,54 ( in )    |
| L1 ( mm ) - ( in )            | 335,00 ( mm ) | 13,19 ( in )   |
| L2 ( mm ) - ( in )            | 365,00 ( mm ) | 14,37 ( in )   |

