

## PAN

Z94597.1900

2/3 way diverter.



2/3 way diverter without water on/off function, 1/2" outlets.

R97830.1900

Rough-in \_ 2 way diverter













R97835.1900

Rough-in \_ 3 way diverter

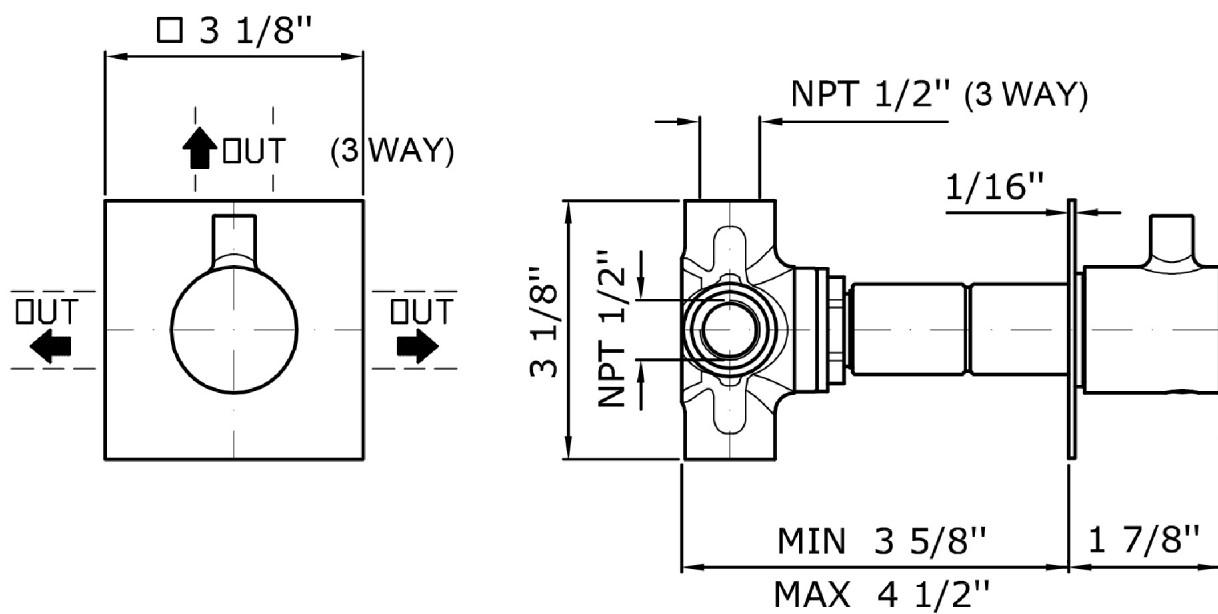


## Finiture / Finishes

						
Chrome	Brushed Nickel	Polished Nickel	Gold	Brushed Gold	Metal Black	Brushed Metal Black
						
W1	N1	N7				
Embossed Matt White	Embossed Matt Black	Soft Touch Black				

## PAN

Z94597.1900 Disegno Complessivo / Overall Drawing



## PAN

Z94597.1900 Certificazioni / Certifications

USA

IAPMO

## PAN

Z94597.1900 Pesì e Misure / Weights and Sizes

Peso ( Kg ) Weight ( lb )	0,55 ( Kg )	1,21 ( lb )
Volume test ( dc3 ) - ( in3 )	0,91 ( dc3 )	55,53 ( in3 )
h ( mm ) - ( in )	66,00 ( mm )	2,60 ( in )
L1 ( mm ) - ( in )	111,00 ( mm )	4,37 ( in )
L2 ( mm ) - ( in )	123,00 ( mm )	4,84 ( in )

