

SHOWER








Z94182.1900

Shower head, Ø 7 7/8"



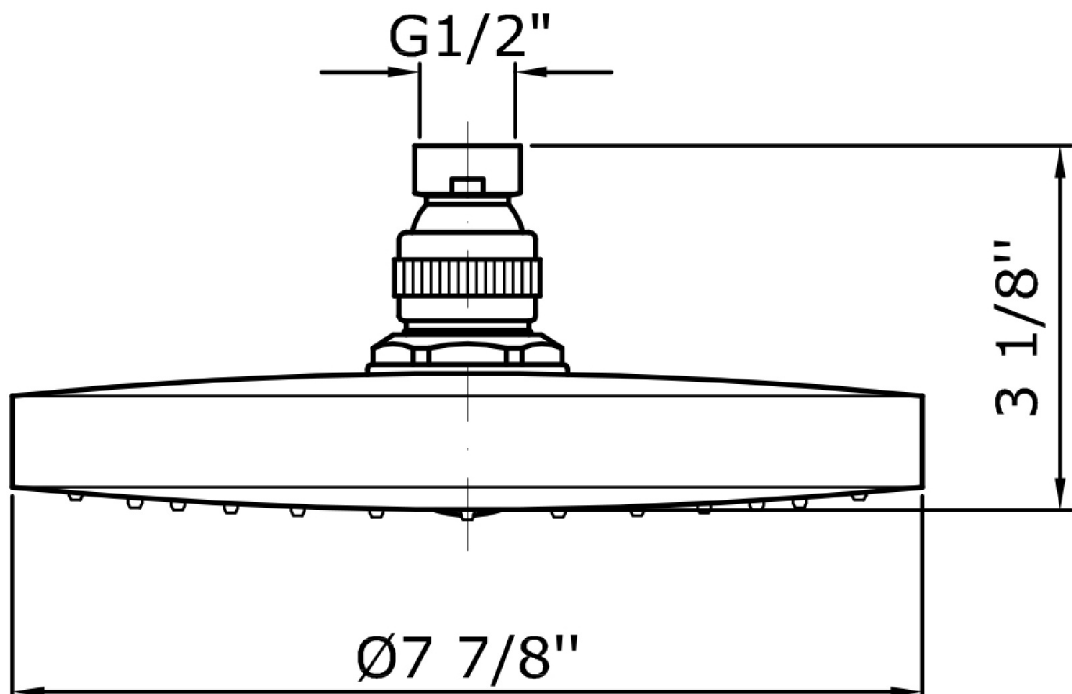
ABS shower head Ø 7 7/8", with anti-limescale system. Flowrate 1,5 GPM.

Finiture / Finishes

		C3		C8		C40		C41		C50		C51
Chrome	Brushed Nickel		Polished Nickel		Gold		Brushed Gold		Metal Black		Brushed Metal Black	

SHOWER

Z94182.1900 Disegno Complessivo / Overall Drawing



SHOWER

Z94182.1900

Certificazioni / Certifications

USA

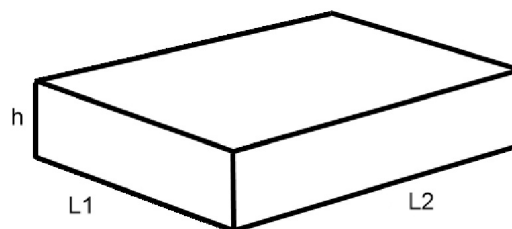
IAPMO

SHOWER

Z94182.1900

Pesi e Misure / Weights and Sizes

Peso (Kg) Weight (lb)	1,08 (Kg)	2,38 (lb)
Volume test (dc3) - (in3)	5,34 (dc3)	325,87 (in3)
h (mm) - (in)	100,00 (mm)	3,94 (in)
L1 (mm) - (in)	227,00 (mm)	8,94 (in)
L2 (mm) - (in)	235,00 (mm)	9,25 (in)



SHOWER

Z94182.1900 Proposto con / Proposed with



Z93024.1880: Ceiling mounted shower arm.



Z93026.1880: Ceiling mounted shower arm.



Z93027.1900: Wall mounted shower arm.