

BI-30UG/O



## FEATURES

- Monitor and control remotely with Wi-Fi connectivity

---

- Accepts custom panels for an integrated look within cabinetry or stainless-steel accessory panels and handles to match other Sub-Zero, Wolf, and Cove products

---

- Preserves refrigerated foods with cool, moist air and frozen foods with frigid, dry air

---

- Fight spoilage and odors with a NASA-inspired air purification system

---

- Locks in cold air to ensure freshness with magnetic door seals

---

- Keeps produce fresher with high-humidity, sealed crisper and deli drawers

---

- Controls temperature within one degree of setpoint

---

- Filters water and ice, removing contaminants, chlorine taste, and odor

---

- Yields ice automatically and "max ice" for additional production

---

- Display food via a single, triple-pane and UV-resistant glass door

---

- Ensures excellent visibility with bright lights

---

- Refer to freshness cards for tips on food preservation, use, and care

## ACCESSORIES

- 60" Dual Flush Inset Stainless Grille Panel

---

- 66" Dual Flush Inset Stainless Grille Panel

---

- 90° Door Stop

---

- Air Purification Cartridge

---

- Custom Side Panel Mounting Kit

---

- Dual Installation Kit

---

- Egg Container

---

- Extended Framed Handle Kit

---

- Framed Handle Kit

---

- Framed Louvered Grille Insert

---

- Grille Frame - 83"

---

- Grille Frame - 84"

---

- Grille Frame - 88"

---

- Louvered Grille - 83"

---

- Louvered Grille - 88"

---

- Pro Louvered Flush Inset Grille - 84"

---

- Stainless Steel Dual Flush Inset Door Panel with Pro Handle

---

- Stainless Steel Dual Flush Inset Door Panel with Tubular Handle

---

- Stainless Steel Dual Flush Inset Drawer Panel with Pro Handle - LH

---


- Stainless Steel Dual Flush Inset Drawer Panel with Pro Handle - RH

---

- Stainless Steel Dual Flush Inset Drawer Panel with Tubular Handle - LH



## HANDLE ACCESSORIES



## PRODUCT DETAILS

### REFRIGERATOR

- 4 glass refrigerator shelves (3 adjustable; 1 stationary)
- 1 high-humidity crisper drawer with adjustable dividers
- 1 deli drawer with adjustable dividers
- 1 adjustable dairy compartment
- LED refrigerator and freezer lights

### FREEZER

- 1 full-extension roll-out freezer drawer
- Automatic ice maker with removable ice container

Stainless Steel Dual Flush Inset Drawer Panel with Tubular Handle - RH

---

Stainless Steel Flush Inset Door Panel with Pro Handle

---

Stainless Steel Flush Inset Door Panel with Tubular Handle

---

Stainless Steel Flush Inset Drawer Panel with Pro Handle

---

Stainless Steel Flush Inset Drawer Panel with Tubular Handle

---

Stainless Steel Flush Inset Grille Panel

---

Stainless Steel Kickplate

---

Stainless Steel Side Panel

---

Water Filter

---

Water Filter By-Pass Plug

---

White Side Panel

---

Dual Installation Kit with Dual Wide Grille

---

Accessories are available through an authorized dealer.  
For local dealer information, visit [subzero-wolf.com/locator](https://subzero-wolf.com/locator).

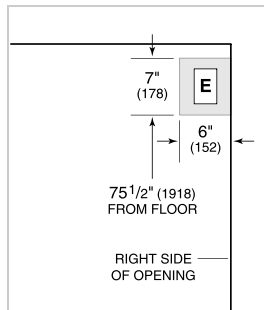
---

Specifications are subject to change without notice. This information was generated on February 11, 2021. Verify specifications prior to finalizing your cabinetry/enclosures.

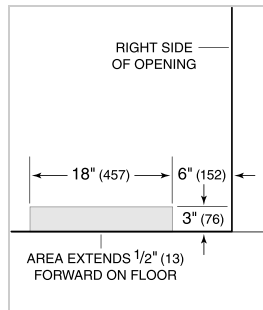
**PRODUCT SPECIFICATIONS**

|                       |   |
|-----------------------|---|
| Model                 | BI-30UG/O   |
| Dimensions            | 30"W x 84"H x 24"D                                    |
| Door Clearance        | 31 1/4"   |
| Drawer Clearance      | 23 5/8"   |
| Refrigerator Capacity | 13.1 cu. ft.  |
| Freezer Capacity      | 4.2 cu. ft.   |
| Electrical Supply     | 115 VAC, 60 Hz  |
| Electrical Service    | 15 amp dedicated circuit                              |
| Plumbing Supply       | 1/4" OD copper, braided stainless steel or PEX tubing |
| Plumbing Pressure     | 35–120 psi  |
| Receptacle            | 3-prong grounding-type                                |

**ELECTRICAL**




**PLUMBING**



**PANEL SPECIFICATIONS** For complete panels specifications including width/height, weight requirements, thickness requirements and offset details visit [subzero-wolf.com/builtinconfigurator](http://subzero-wolf.com/builtinconfigurator).

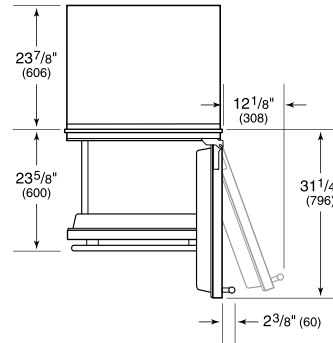
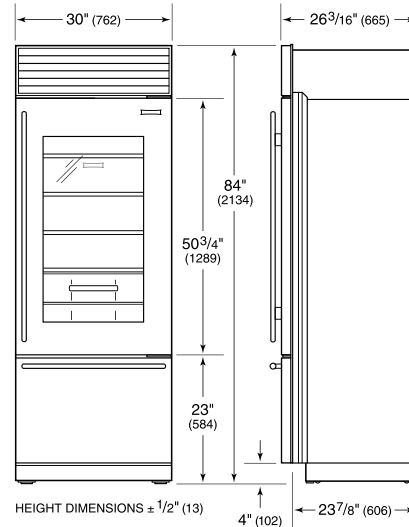
**NOTE:** Dimensions in parenthesis are in millimeters unless otherwise specified

**INTERIOR VIEW**

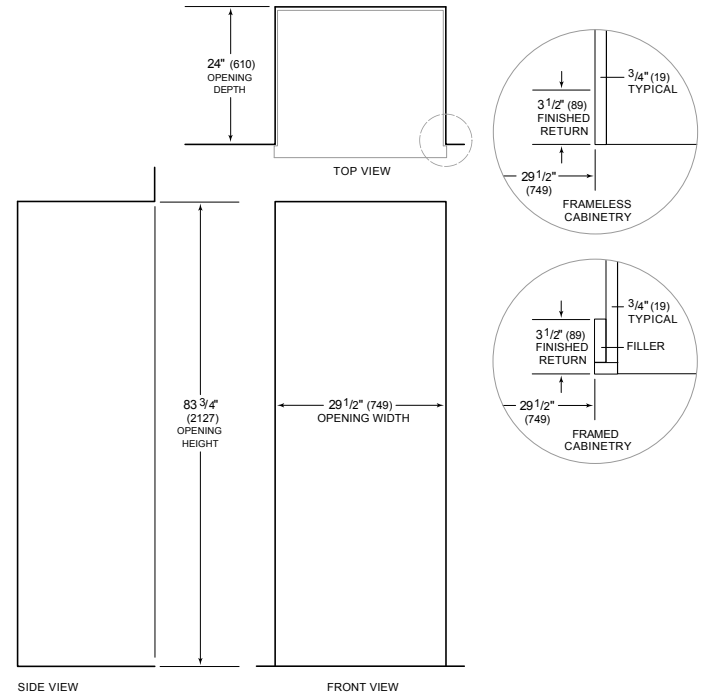


This illustration is intended for interior reference only and may not represent the exterior of the model being specified.

**DIMENSIONS**



**STANDARD INSTALLATION**



**NOTE:** 3 1/2" (89) finished returns will be visible and should be finished to match cabinetry. Shaded line represents profile of unit.