

IT-36CIID



## FEATURES

- Dual refrigeration keeps food fresher longer
- Air purification system fights spoilage, odors
- Internal water dispenser works with seamless design
- Ready to be fitted with custom panels and handles to blend with cabinetry
- Over-and-under refrigerator/freezer storage
- Water-filtration system reduces contaminants, chlorine taste and odor
- Automatic ice maker with "max ice" feature
- Rigorously tested in our U.S. manufacturing facilities to ensure decades of use
- Exceptional 24/7 support from Madison, WI-based Customer Care team

## ACCESSORIES

- Air Purification Cartridge
- Egg Container
- Reduced Toekick Divider
- Stainless Steel Side Panel
- Stainless Steel Top Panel
- Water Filter 4204490
- Stainless Steel Tubular Handles
- Stainless Steel Pro Handles
- Dual Installation Kits
- Stainless Steel Door Panels With Pro Handle
- Stainless Steel Door Panels With Tubular Handle
- Stainless Steel Drawer Panels With Pro Handles
- Stainless Steel Drawer Panels With Tubular Handles
- Stainless Steel Dual Installation Kickplates

Accessories are available through an authorized dealer. For local dealer information, visit [subzero-wolf.com/locator](http://subzero-wolf.com/locator).



## HANDLE ACCESSORIES

PRO



TUBULAR



## PRODUCT DETAILS

### REFRIGERATOR

- Three adjustable glass shelves
- One stationary shelf
- Crisper drawer with two adjustable dividers
- Adjustable dairy compartment
- Two adjustable door shelves
- One stationary door shelf

### FREEZER

- Three adjustable drawer dividers
- Removable ice container
- Automatic ice maker

# 36" INTEGRATED OVER-AND-UNDER REFRIGERATOR/FREEZER WITH INTERNAL DISPENSER AND ICE MAKER - PANEL READY

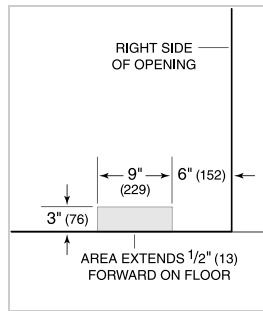
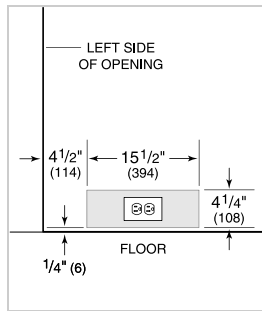


## PRODUCT SPECIFICATIONS

Model	IT-36CIID
Dimensions	36"W x 84"H x 24"D
Door Clearance	34 1/2"
Drawer Clearance	18 3/8"
Weight	460 lbs
Refrigerator Capacity	13.3 cu. ft.
Freezer Capacity	6.4 cu. ft.
Electrical Supply	115 VAC, 60 Hz
Electrical Service	15 amp dedicated circuit
Receptacle	3-prong grounding-type

## ELECTRICAL


## PLUMBING



**PANEL SPECIFICATIONS** For complete panels specifications including width/height, weight requirements and thickness requirements visit [subzero-wolf.com/reveal](http://subzero-wolf.com/reveal).

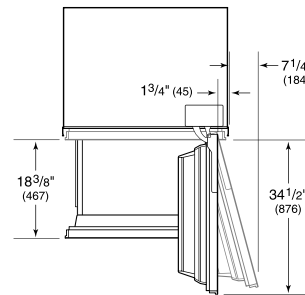
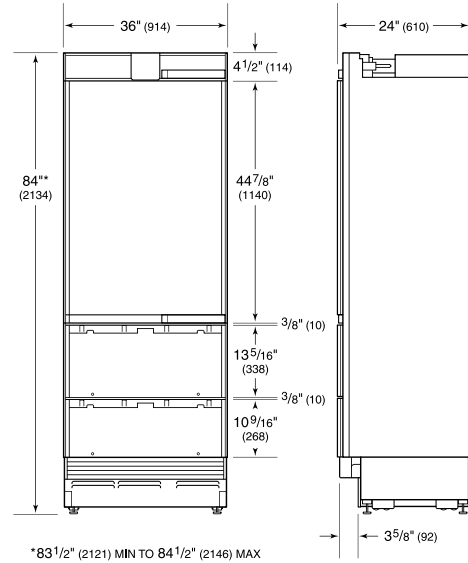
**NOTE:** Dimensions in parenthesis are in millimeters unless otherwise specified

## INTERIOR VIEW

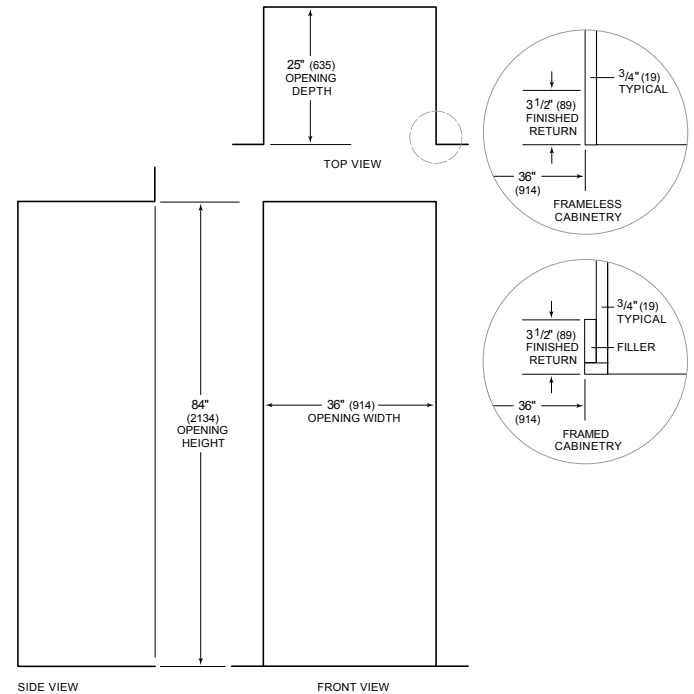


This illustration is intended for interior reference only and may not represent the exterior of the model being specified.

## DIMENSIONS



## STANDARD INSTALLATION



**NOTE:** 3 1/2" (89) finished returns will be visible and should be finished to match cabinetry