



Z6954-XL

Deck-Mounted Battery-Powered Sensor Faucet

TAG _____

Product Description

Designed for modern commercial restrooms, the Alamere Series™ faucet delivers a superior user experience in both form and function. Crafted by world-class industrial designers, this faucet maintains a sleek and simple design that can be paired with a matching soap dispenser for an automatic, easy to install and user-friendly hand-washing solution.

Engineering Specification

ADA compliant, AC powered, chrome plated sensor faucet for retrofit and new construction.

Product features include:

- Occupant Detection
 - Infrared convergence-type proximity sensor
 - 30 second time-out feature
- Spout module
 - Standard chrome-plated cast brass
 - Three alternate finishes
- In-line filter
- 4 "AA" batteries

Compatibility

Soap Dispenser:



Z6954-SD

Conforms to:

- ADA Compliant
- ASME A112.18.1/CSA B125.1
- cUPC
- Lead Free Compliant
- Texas Accessibility Standard (TAS)



⚠ WARNING: Cancer and Reproductive Harm - www.P65Warnings.ca.gov

⚠ ADVERTENCIA: Cáncer y daño reproductivo - www.P65Warnings.ca.gov

⚠ AVERTISSEMENT: Cancer et effets néfastes sur la reproduction - www.P65Warnings.ca.gov

Meets the American Disabilities Guidelines and ANSI A117.1 requirements when installed according to these requirements. In Canada - Consult local codes and standards.



Flow Control Options:

- ES* 1.5 gpm/5.7 Lpm Aerator
- FS 0.5 gpm/1.9 Lpm Spray
- JS* 1.5 gpm/5.7 Lpm Laminar
- LS* 1.0 gpm/3.8 Lpm Aerator
- MS 0.35 gpm/1.3 Lpm Spray

Suffix Options:

- MT Mixing Tee
- MV Temperature Mixing Valve
- SH Supply Hoses for Mixing Valve
- TMV-1 Thermostatic Mixing valve for Single Faucets
- Other

Power Options:

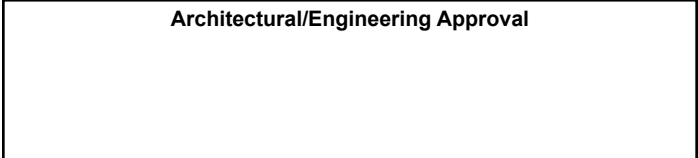
- ACA 6 VDC Plug-In Power Converter
- HW6 Hardwired Power Converter
- CWB Connector Wire for Hardwire Install (7 ft)
- CWB-1 Connector Wire for Hardwire Install (20 ft)
- MJ Mini Junction Box

Alternate Finishes:

- BN Brushed Nickel
- PN Polished Nickel
- PB Polished Brass

* This product should be used with a WaterSense labeled counterpart with a compatible flow rate to ensure that the entire system meets the requirements for water efficiency and performance.

See Zurn One Systems for suggested packages.



The information contained in this document is subject to change without notice. Please contact Zurn for most up to date information.





Z6954-XL

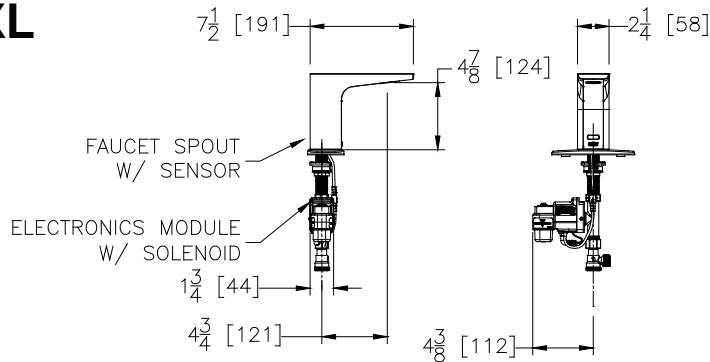
Deck-Mounted Battery-Powered Sensor Faucet

TAG

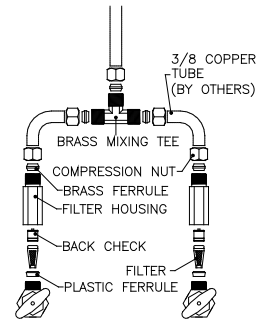
TYPICAL Z6954-XL

AquaSense® Battery Powered Faucet

NOTE: Recommended through hole diameter to properly mount the spout/shank is 1-1/8" to 1-1/4".



Optional Mixing Valves

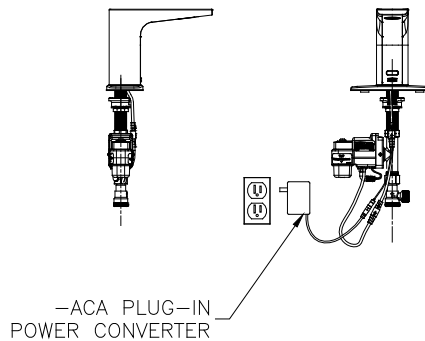


P6900-MT
Mixing Tee

P6900-MV
Temperature Mixing Valve

TYPICAL Z6954-XL-ACA

AquaSense® Plug-In Powered Faucet

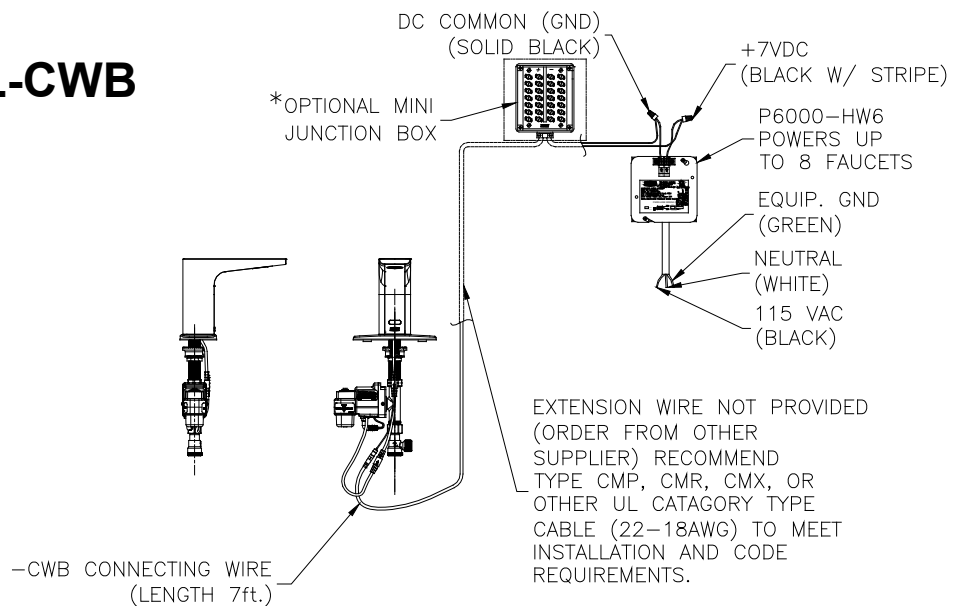


TYPICAL Z6954-XL-CWB

AquaSense® Hardwire Powered Faucet

Optional:
* Optional -MJ mini junction box for connecting up to 3 faucets

NOTE: MUST USE EITHER ZURN P6000-HW6 HARDWIRE POWER CONVERTER OR ZURN P6000-ACA PLUG-IN POWER CONVERTER TO ENSURE PROPER OPERATION. USING A POWER CONVERTER OTHER THAN ZURN MAY RESULT IN OPERATION MALFUNCTION OR UNIT FAILURE.



Meets the American Disabilities Guidelines and ANSI A117.1 requirements when installed according to these requirements. In Canada - Consult local codes and standards.

