

# ZURN Model 375ASTR

## Replacement Reduced Pressure Principle Assembly

### Application

Designed for drop-in replacement of existing longer lay length assemblies without the need for additional spools or spacers, saving 2 to 6 hours of installation labor and up to 2 machine hours per backflow replacement. A custom sized grooved spool installed between the backflow body and downstream shut-off valve allows customer specified assembly lengths to be shipped directly from the factory. Designed for installation on potable water lines to protect against both backsiphonage and backpressure of contaminated water into the potable water supply. The Model 375ASTR provides protection where a potential health hazard exists.

### Standards Compliance


- ASSE® Listed 1013
- AWWA Compliant C511 (with gates only), and C550
- FM® Approved
- UL® Classified
- C-UL® Classified
- CSA® Certified
- IAPMO® Listed
- Approved by the Foundation for Cross Connection Control and Hydraulic Research at the University of Southern California
- Meets the requirements of NSF/ANSI/CAN 61\* (0.25% MAX. WEIGHTED AVERAGE LEAD CONTENT)

### Materials

Main valve body	304L Stainless steel
Access covers	304L Stainless steel
Coatings	FDA Approved electrostatic epoxy finish
Internals	Stainless Steel, 300 Series NORYL™
Fasteners & Springs	Stainless Steel, 300 Series
Seal rings	EPDM (FDA approved)
O-rings	Buna Nitrile (FDA approved)
Sensing line	Stainless Steel, braided hose

### Dimensions & Weights (do not include pkg.)

MODEL 375ASTR SIZE	WEIGHT W/MAX. SPOOL LENGTH												
	WITH NRS GATES (GXG)		WITH OS&Y GATES (GXG)		WITH NRS GATES (GXG)		WITH OS&Y GATES (GXG)		WITH BUTTERFLY VALVES (GXG)		WITH BUTTERFLY VALVES (GXF)		
	in.	mm	lbs.	kg	lbs.	kg	lbs.	kg	lbs.	kg	lbs.	kg	
2 1/2	65	108	49	126	57	98	44	116	53	95	43	106	48
3	80	127	58	145	66	115	52	133	60	102	46	115	52
4	100	192	87	228	104	172	78	204	93	114	52	136	62
6	150	314	143	372	169	284	129	350	159	186	84	216	98
8	200	627	285	709	322	587	266	655	297	409	186	455	206
10	250	882	401	978	445	830	376	920	417	556	252	614	279



US PATENT NO. 8,997,772  
US PATENT NO. 10,914,391  
PATENT PENDING



### Options (Suffixes can be combined)

- with flanged end NRS gate valves (standard)
- OSY - with flanged end OS&Y gate valves
- BG - with grooved end butterfly valves with integral supervisory switch
- BF - with flanged end butterfly valves with integral supervisory switch

\*New Connected Products. Search ZCSM-PF on Zurn.com for details.

### Accessories

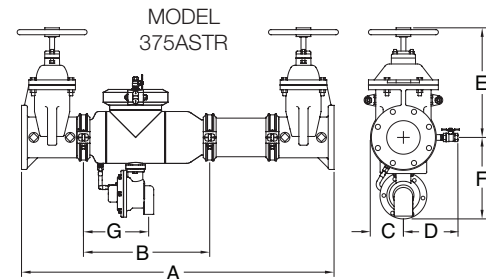
- Connected Pressure Monitor (Model ZCSM-PF)\*
- Connected Flow Meter Option (Model ZCSM-BTM) must be ordered with Model ZCSM-PF\*
- Repair kit (rubber only)
- Thermal expansion tank (Model XT)
- OS & Y Gate valve tamper switch (OSY-40)
- Air gap (Model AG)
- QT-SET Quick Test Fitting Set

### Features

Sizes: 2 1/2", 3", 4", 6", 8", 10"  
Maximum working water pressure 175 PSI  
Maximum working water temperature 140°F  
Hydrostatic test pressure 350 PSI  
End connections

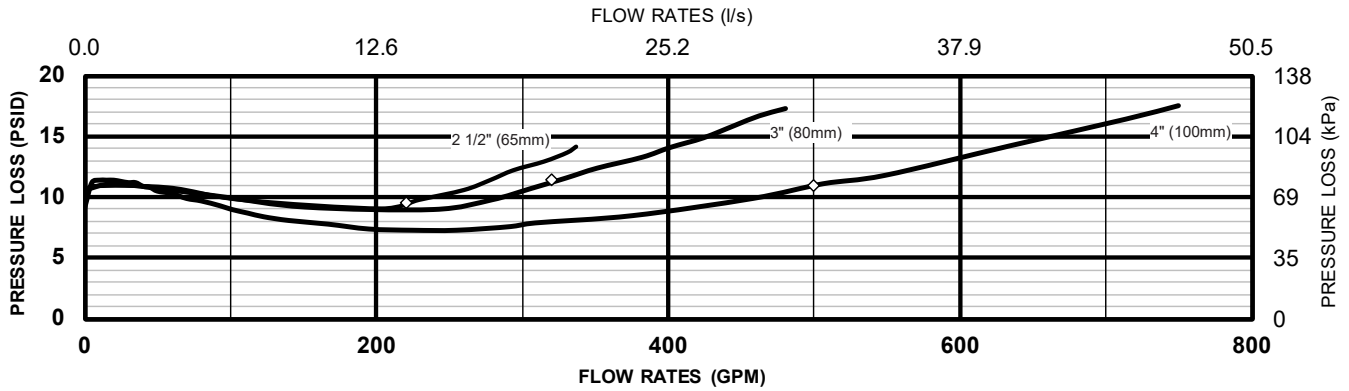
(Grooved for steel pipe)  
(Flanged bolt pattern)

AWWA C606  
ASME B16.42  
Class 150

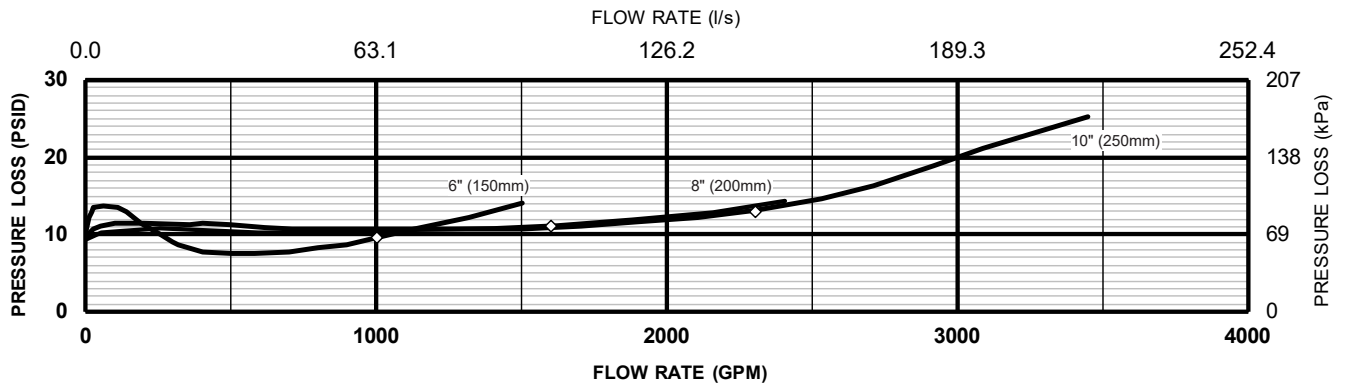


MODEL 375ASTR SIZE	DIMENSION (approximate)																										
	A				A WITH BUTTERFLY VALVES				B		C		D		E NRS GATE		E OS&Y OPEN		E OS&Y CLOSED		E BUTTERFLY VALVE		F		G		
	in.	mm	min	max	in.	mm	min	max	in.	mm	in.	mm	in.	mm	in.	mm	in.	mm	in.	mm	in.	mm	in.	mm	in.	mm	
2 1/2	65	34	47 1/8	864	1197	31	44 1/8	787	1121	16 5/8	422	4 1/2	114	7 1/4	184	11 1/2	292	17 3/4	451	15 3/8	391	8 1/4	210	9 3/4	248	8 5/8	219
3	80	35	48 1/8	889	1222	31 1/2	44 5/8	800	1133	16 5/8	422	4 1/2	114	7 1/4	184	12 3/4	324	20 1/4	514	17	432	8 1/2	216	9 3/4	248	8 5/8	219
4	100	37 3/8	62 1/4	949	1581	32 5/8	57 1/2	829	1461	16 5/8	422	4 1/2	114	8	203	14 1/2	368	22 1/2	572	18 1/4	464	9	229	9 3/4	248	8 5/8	219
6	150	46	71 1/4	1168	1810	39	64 1/4	991	1632	22 1/4	565	5 1/2	140	10	254	18	457	30 1/2	775	24 1/4	616	10 1/4	260	10 3/4	273	11 1/4	286
8	200	55 3/4	86	1416	2184	48 3/4	79	1238	2007	29 1/2	749	9 1/4	235	11	279	21 1/8	537	37	940	28 1/2	724	18 1/2	470	15 5/8	397	13 1/4	337
10	250	58 5/8	100 5/8	1489	2556	52 5/8	94 5/8	1337	2403	29 1/2	749	9 1/4	235	12	305	24 3/4	629	45 5/8	1159	34 3/4	883	18 1/2	470	15 5/8	397	13 1/2	343

**MODEL 375ASTR 2 1/2", 3" & 4" (STANDARD & METRIC)**



**MODEL 375ASTR 6", 8" & 10" (STANDARD AND METRIC)**



**Typical Installation**

Local codes shall govern installation requirements. Unless otherwise specified, the assembly shall be mounted at a minimum of 12" (305mm) and a maximum of 30" (762mm) above adequate drains with sufficient side clearance for testing and maintenance. The installation shall be made so that no part of the unit can be submerged.

**Order Configuration**

- Exact in field measurements are required when ordering the assembly. Please have the assembly length ready when ordering.
- All assemblies are custom made to order and all sales are final.
- Lead time is approximately one week.

Generic part number used for ordering:

**X-375ASTR\*-A**

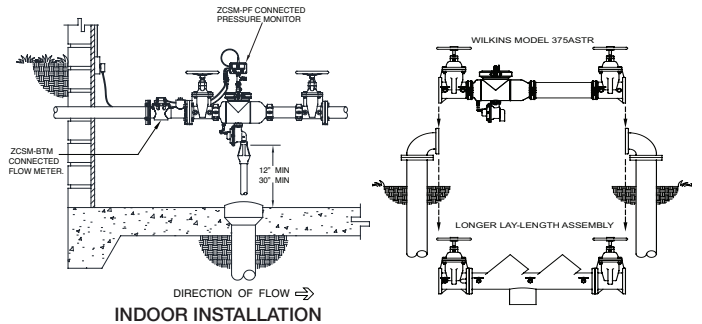
where X= NOMINAL VALVE SIZE (212 REPRESENTS 2-1/2")

\*= ADDED OPTIONS (use suffixes designated in OPTIONS section on previous page)

**Example**

To order a 4" Model 375ASTR with OS&Y gate valves and an assembly length of 52 3/8", the part number would be: 4-375ASTROSY-A.

The length of 52 3/8" must be given to Customer Service.



INDOOR INSTALLATION (375ASTR with ZCSM-PF Connected Pressure Monitor and ZCSM-BTM Connected Flow Meter accessories)

VALVE SIZE	MINIMUM FACE TO FACE DIMENSIONS (OVERALL LAY LENGTH)		MAXIMUM LENGTHS
	STAINLESS STEEL BODY		
	GATE VALVES	BUTTERFLY VALVES	
2-1/2"	34"	31"	47-1/8"
3"	35"	31-1/2"	48-1/8"
4"	37-3/8"	32-5/8"	62-1/4"
6"	46"	39"	71-1/4"
8"	55-3/4"	48-3/4"	86"
10"	58-5/8"	52-5/8"	100-5/8"

**Specifications**

The Reduced Pressure Principle Backflow Prevention Assembly shall be certified to NSF/ANSI/CAN 61, ASSE® Listed 1013, and supplied with full port gate valves. The main body and access cover shall be 304L Stainless Steel, the seat ring and check valve shall be NORYL™, the stem shall be stainless steel (ASTM A 276) and the seat disc elastomers shall be EPDM. The checks and the relief valve shall be accessible for maintenance without removing the device from the line. The Reduced Pressure Principle Backflow Prevention Assembly used for all backflow replacements shall be a ZURN WILKINS Model 375ASTR.