

# ZURN® Model 700XL

## Dual Check Valve

### Application

Ideal for use where Lead-Free\* valves are required. Designed for installation on potable water lines to protect against both backsiphonage and backpressure of polluted water into the potable water supply. The Model 700XL shall provide protection where a potential health hazard does not exist.

### Standards Compliance


- ASSE® Listed 1024
- CSA® Certified
- Meets the requirements of NSF/ANSI 61\*  
\*(0.25% MAX. WEIGHTED AVERAGE LEAD CONTENT)

### Materials

Main valve body Low Lead Cast Bronze ASTM B 584  
Elastomers Buna Nitrile (FDA approved)  
Polymers Noryl® (1/4"-1/2")  
Delrin® (3/4"-1")  
Springs Stainless Steel, 300 Series

### Features

Sizes: 1/4", 3/8", 1/2", 3/4", 1", 1-1/4"  
Max. pressure: 175 PSI  
Max. temp: 180°F  
Connections: Threaded ANSI B 1.20.1  
Copper sweat ANSI B 16.22  
Meter thread ANSI B 1.20.7



LEAD FREE



NSF/ANSI 61

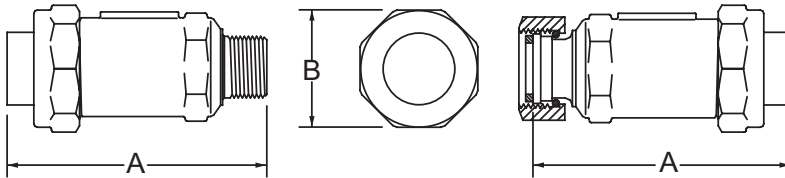
### Options

(Suffixes can be combined)

- with female NPT connection (standard)
- C - with female copper sweat connection
- FMTC - with female meter thread connection
- M - with male NPT connection
- MMTC - with male meter thread connection
- CH - with chrome finish (1/4", 3/8" & 1/2" sizes)

### Accessories

- Repair kit (RK14-700 and RK34-700)
- Thermal expansion tank (Model XT)



### Dimensions & Weights (do not include pkg.)

MODEL SIZE		DIMENSIONS				WEIGHT	
		A		B			
in.	mm	in.	mm	in.	mm	lbs.	kg
1/4	6	3 3/16	81	1 3/4	45	1	0.5
3/8	9	3 3/16	81	1 3/4	45	1	0.5
1/2	15	3 3/16	81	1 3/4	45	1	0.5
3/4	20	4 1/2	114	2	51	2	0.9
1	25	4 1/2	114	2	51	2	0.9
1-1/4	32	4 3/4	121	2	51	2	0.9

# Model 700XL • Connections Legend

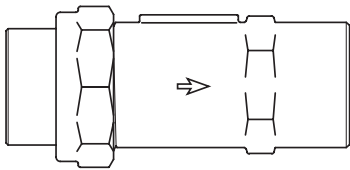
- U = Indicates location of "union" connection
- FNPT = Female National Pipe Tapered Thread
- MNPT = Male National Pipe Tapered Thread
- FC = Female Copper Sweat
- FMTC = Female Meter Thread Connection (National Hose Straight Thread)
- MMTC = Male Meter Thread Connection (National Hose Straight Thread)

## Meter Thread Connections

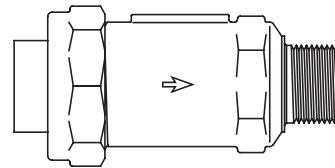
When ordering a Model 700XL with meter thread connections, order the connection one size larger than the water meter. For example, if your water meter is 1/2" or 5/8" your connection size would be a 3/4" meter thread. If the water meter is 5/8" x 3/4" or 3/4", your connection size would be 1" meter thread.

## Configurations

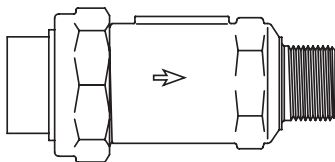
All Configurations Are Reversible



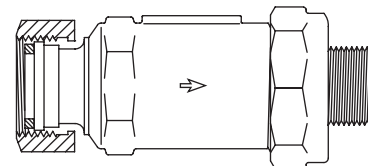
FEMALE UNION INLET X FEMALE OUTLET		
INLET (UNION)	OUTLET	PART NUMBER
3/4" FNPT	3/4" FNPT	34UFX34F-700XL
3/4" FMTC	3/4" FNPT	34UFMX34F-700XL
1" FNPT	1" FNPT	1UFX1F-700XL
1" FNPT	3/4" FNPT	1UFX34F-700XL
1" FMTC	1" FNPT	1UFMX1F-700XL
1" FMTC	3/4" FNPT	1UFMX34F-700XL



FEMALE UNION INLET X MALE OUTLET		
INLET (UNION)	OUTLET	PART NUMBER
3/4" FNPT	3/4" MNPT	34UFX34M-700XL
3/4" FNPT	3/4" MMTC	34UFX34MM-700XL
3/4" FMTC	3/4" MNPT	34UFMX34M-700XL
3/4" FMTC	3/4" MMTC	34UFMX34MM-700XL
3/4" FNPT	1" MMTC	34UFX1MM-700XL
3/4" FMTC	1" MNPT	34UFMX1M-700XL
1" FNPT	1" MNPT	1UFX1M-700XL
1" FNPT	1" MMTC	1UFX1MM-700XL
1" FMTC	1" MNPT	1UFMX1M-700XL
1" FMTC	1" MMTC	1UFMX1MM-700XL
1" FNPT	3/4" MNPT	1UFX34M-700XL
1" FNPT	3/4" MMTC	1UFX34MM-700XL
1" FMTC	3/4" MNPT	1UFMX34M-700XL
1" FMTC	3/4" MMTC	1UFMX34MM-700XL



FEMALE UNION "COPPER SWEAT" INLET X MALE		
INLET (UNION)	OUTLET	PART NUMBER
3/4" FC	3/4" MNPT	34UFCX34M-700XL
3/4" FC	1" MNPT	34UFCX1M-700XL
1" FC	1" MNPT	1UFCX1M-700XL



FEMALE "METER" UNION INLET X MALE UNION		
INLET (UNION)	OUTLET (UNION)	PART NUMBER
1" FMTC	1" MNPT	1UFMX1UM-700XL
1-1/4" FMTC	1" FNPT	114UFMX1UF-700XL

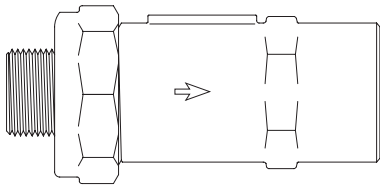
# Model 700XL • How to Order

The Model 700XL is available in a variety of inlet and outlet sizes, thread types and connection types. Simply determine the inlet and outlet connection as well as the location of the union, then, select from the available configurations. The inlet connection will always be specified first in the model number. A union inlet connection with integral body outlet connection is standard. For connections other than shown below, such as BSP threads, contact your local WILKINS representative or factory.

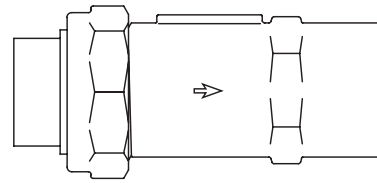
Example: A dual check valve is to be located on the outlet side of a 3/4" water meter with male inlet and outlet connections (see "Meter Thread Connections" on previous page). The union will be located on the inlet side of the valve. The outlet requires a 1" female NPT connection.

Inlet	Outlet	Model No.
1UFM	1F	<b>1UFMX1F-700XL</b>

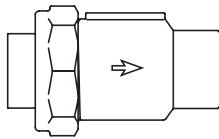
## Configurations (cont.)



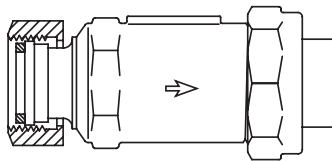
MALE UNION INLET X FEMALE OUTLET		
INLET (UNION)	OUTLET	PART NUMBER
1" MNPT	1" FNPT	1UMX1F-700XL



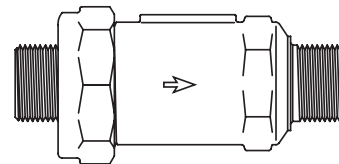
FEMALE UNION "COPPER SWEAT" INLET X FEMALE		
INLET (UNION)	OUTLET	PART NUMBER
3/4" FC	3/4" FNPT	34UFCX34F-700XL
3/4" FC	1" FNPT	34UFCX1F-700XL
1" FC	1" FNPT	1UFCX1F-700XL
1" FC	3/4" FNPT	1UFCX34F-700XL



FEMALE UNION INLET X FEMALE OUTLET		
INLET (UNION)	OUTLET	PART NUMBER
1/4" FNPT	1/4" FNPT	14UFX14F-700XL
3/8" FNPT	3/8" FNPT	38UFX38F-700XL
1/2" FNPT	1/2" FNPT	12UFX12F-700XL
1/2" FC	1/2" FC	12UFCX12FC-700XL

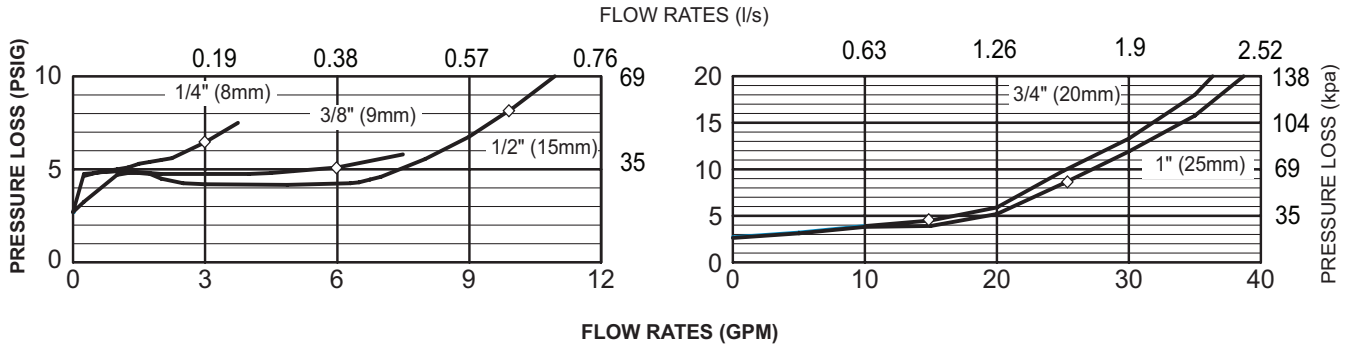


FEMALE "METER UNION INLET X FEMALE UNION		
INLET (UNION)	OUTLET (UNION)	PART NUMBER
1" FMTC	3/4" FNPT	1UFMX34UF-700XL
1" FMTC	1" FNPT	1UFMX1UF-700XL
1" FMTC	1" FMTC	1UFMX1UFM-700XL
1-1/4" FMTC	1" FNPT	114UFMX1UF-700XL



MALE UNION INLET X MALE OUTLET		
INLET (UNION)	OUTLET	PART NUMBER
1" MNPT	1" MNPT	1UMX1M-700XL

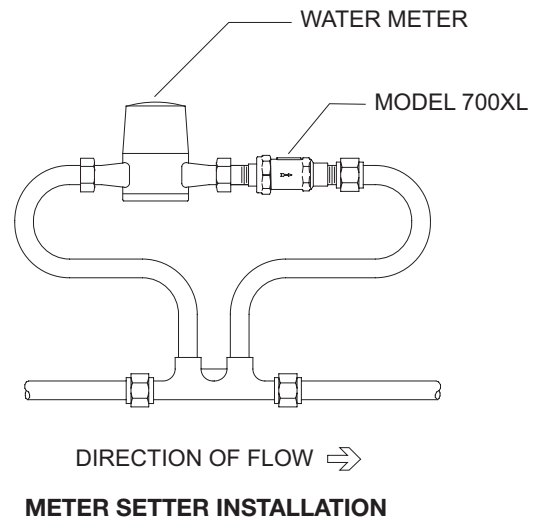
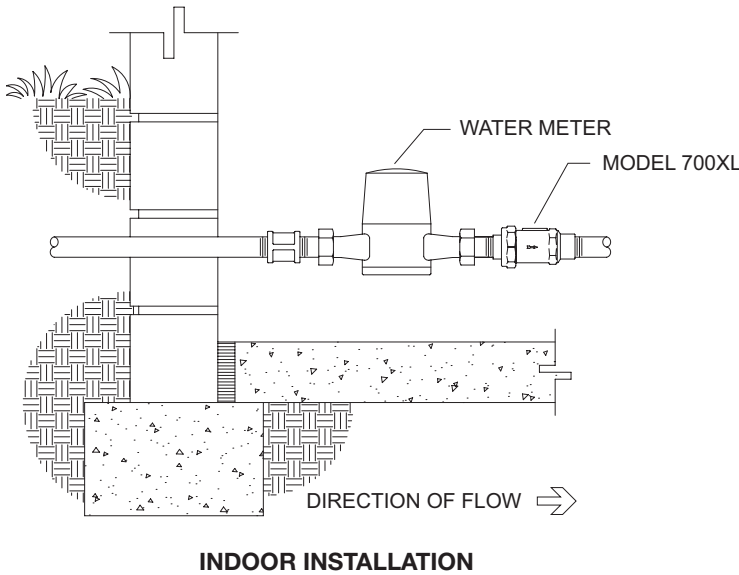
**MODEL 700XL 1/4", 3/8", 1/2", 3/4" & 1" (STANDARD & METRIC)**



**Typical Installation**

Local codes shall govern installation requirements. Unless otherwise specified, the installation shall be in accordance with the manufacturer’s instructions and the latest edition of the Uniform Plumbing Code. The installation shall be made so that no part of the unit can be submerged.

Capacity thru Schedule 40 Pipe				
Pipe size	5 ft/sec	7.5 ft/sec	10 ft/sec	15 ft/sec
1/8"	1	1	2	3
1/4"	2	2	3	5
3/8"	3	4	6	9
1/2"	5	7	9	14
3/4"	8	12	17	25
1"	13	20	27	40
1 1/4"	23	35	47	70
1 1/2"	32	48	63	95
2"	52	78	105	167



**Specifications**

The Dual Check Valve Backflow Preventer shall be certified to NSF/ANSI 61, and ASSE® Listed 1024. The main body shall be low lead cast bronze (ASTM B 584), the check assemblies shall be NORYL® (1/4"-1/2") or DELRIN® (3/4"-1"). The seal ring and o-rings shall be Buna Nitrile. The Dual Check Valve shall be a ZURN WILKINS Model 700XL.