





- Elongated ADA  bowl.
- Up to 20% water savings over conventional 1.6 gpf toilets.
- Sani-Glazed™ trapway gives years of sanitary, trouble free use.
- Powerful Vortex-Jet™ flushing system scrubs the bowl with every flush.
- Full size water surface and seal for a clean and sanitary bowl.
- Quick-Install™ tank to bowl fittings speed installation and helps reduce potential leaks.
- Front mount color-matched handle.
- Also available with 10" & 14" rough-in.
- Available in Western White and Cashmere.
- Seat not included.
- All Western products are IAPMO tested and meet or exceed  standards.
- Certified by IAPMO to meet or exceed the EPA WaterSense standards.

With Western the water savings are significant and maintenance is minimal.

**Our customers tell us it's
"The Best Flushing Toilet in America!"**



For more information please contact us toll-free:

877-WPWORKS (979-6757)

US Sales and Service

Phone 562.229.0910 • Fax 562.229.0930

www.westernpottery.com • Email: info@westernpottery.com

14405 Best Avenue • Norwalk, California 90650

B872 / T8-HET

1.28 gpf / 4.8 Lpf

PHYSICAL PROPERTIES

Model: B872 /T8-HET

Water Surface: 6-7/16" x 9-1/16"
(165mm x 230mm)

Trapway: 2" (50mm)

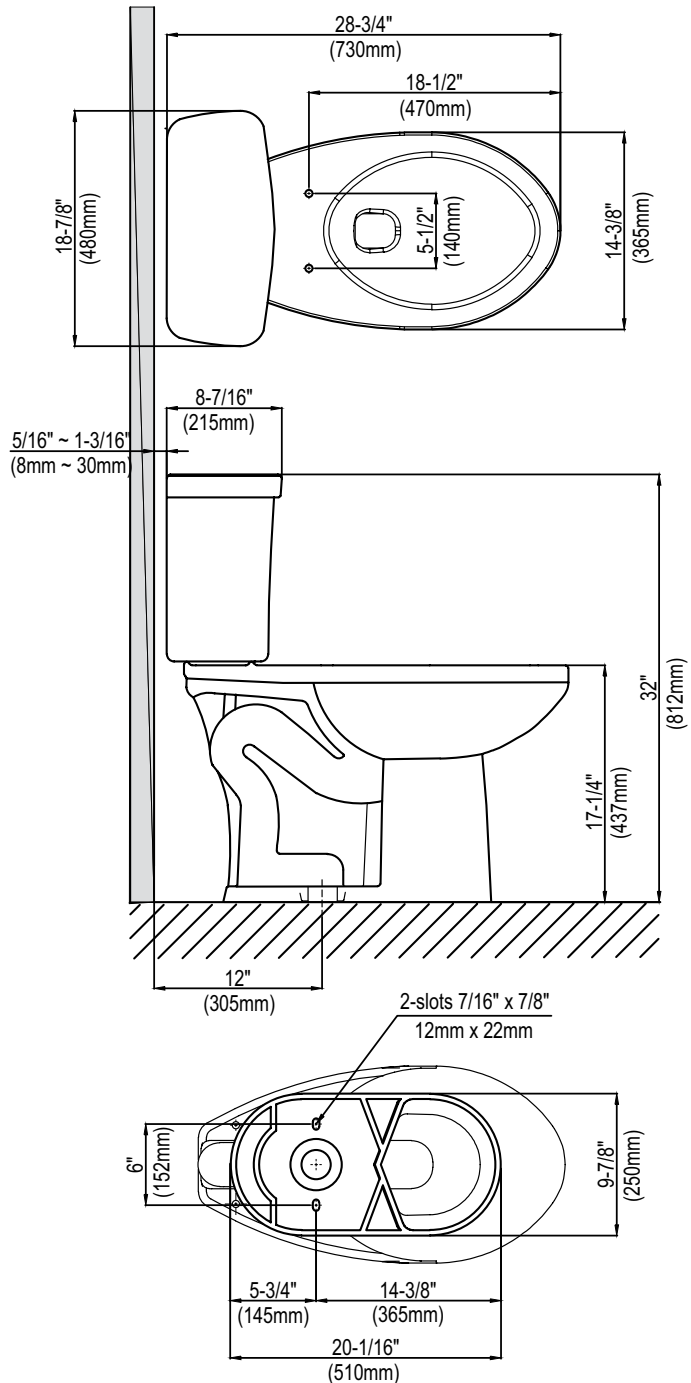
Water Consumption: 1.28 gpf (4.80 Lpf)

Shipping Weight: 54 lbs bowl
33 lbs tank

Shipping Cube: 5.21 ft bowl
1.62 ft tank

Rough-in: 12" (305mm)

MaP Rating: 1000 grams



IMPORTANT: Dimensions are nominal and may vary within the range of tolerances established by ASME A112.19.2 / CSA B45.1. These measurements are subject to change without notice.



For more information please contact us toll-free:
877-WPWORKS (979-6757)
www.westernpottery.com • Email: info@westernpottery.com