





- Sloan FLUSHMATE® 503 Series pressure assisted technology.
- Sani-Glazed™ trapway gives years of sanitary, trouble free use.
- Elongated bowl meets ADA  requirements.
- Full size water surface and seal for a clean and sanitary bowl.
- Ergonomic rounded tank design, front mount polished chrome handle.
- Seat not included.
- Available in 1.28 gpf. and 1.0 gpf.
- All Western products are IAPMO tested and meet or exceed  standards.
- Certified by IAPMO to meet or exceed the EPA WaterSense standards.

With Western the water savings are significant and maintenance is minimal.

**Our customers tell us it's
"The Best Flushing Toilet in America!"**



* FLUSHMATE is a registered copyright of Sloan Valve Company.

For more information please contact us toll-free:
877-WPWORKS (979-6757)
 US Sales and Service
Phone 562.229.0910 • Fax 562.229.0930
www.westernpottery.com • Email: info@westernpottery.com
 14405 Best Avenue • Norwalk, California 90650

B472PF

PHYSICAL PROPERTIES

Model: B472PF

Water Surface: 6-7/16" x 9-1/16"
(165mm x 230mm)

Trapway: 2" (50mm)

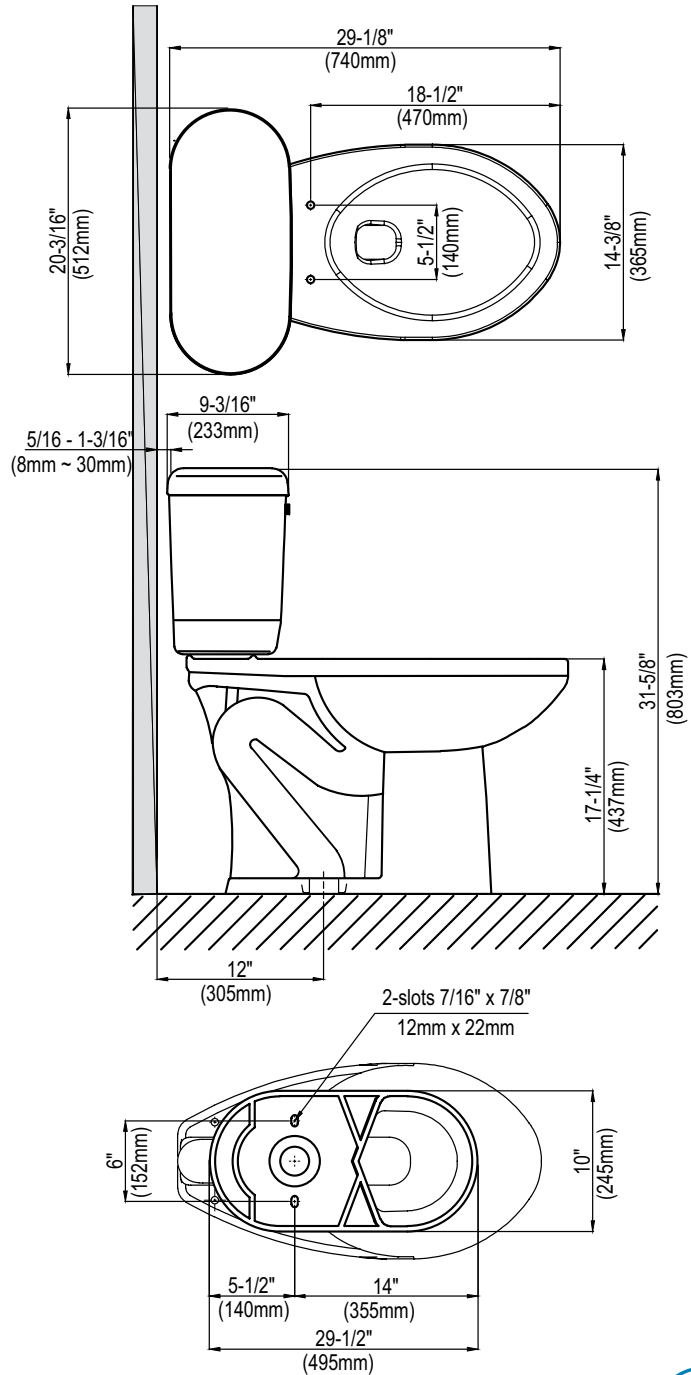
Water Consumption: 1.28 GPF / 4.08 LPF
1 GPF / 3.8 LPF

Shipping Weight: 54 lbs bowl
40 lbs tank

Shipping Cube: 5.21 ft bowl
1.86 ft tank

Rough-in: 12" (305mm)

MaP Rating: 1000 grams



IMPORTANT: Dimensions are nominal and may vary within the range of tolerances established by ASME A112.19.2 / CSA B45.1. These measurements are subject to change without notice.



For more information please contact us toll-free:
877-WPWORKS (979-6757)
www.westernpottery.com • Email: info@westernpottery.com