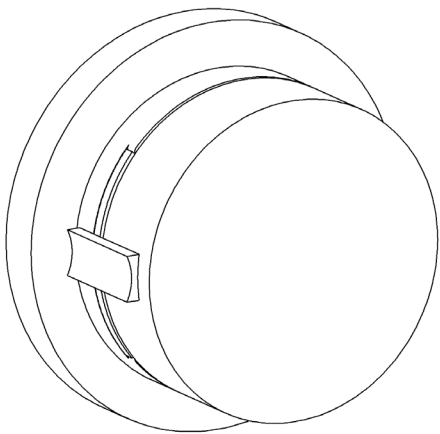


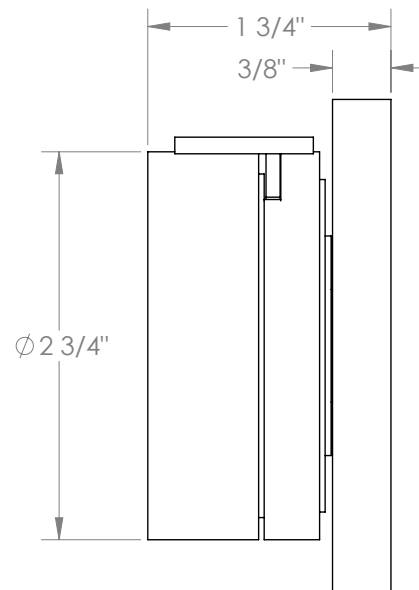
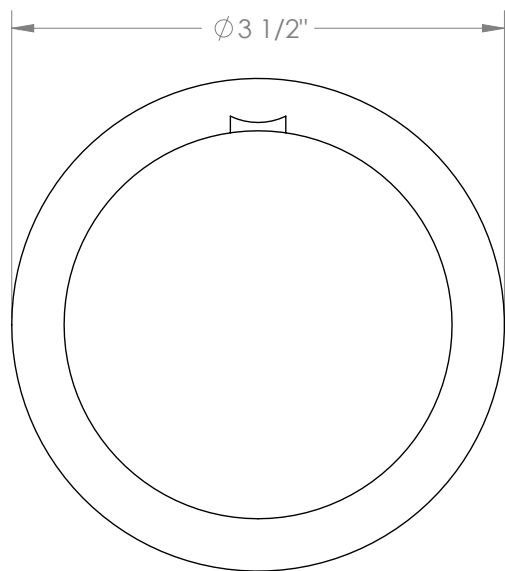
Elements 21-WTRTP-E2VO

Wall Mounted Trim with Faceplate



- For use with the: SS-TS200-C, SS-TS200-H, SS-TS150-C, SS-TS150-H, SS-WD2, SS-WD3, SS-VCWD2, or SS-VCWD3 concealed rough
- Professional Installation Required

Available in all finishes shown on the [Watermark Designs website](https://www.watermark-designs.com)

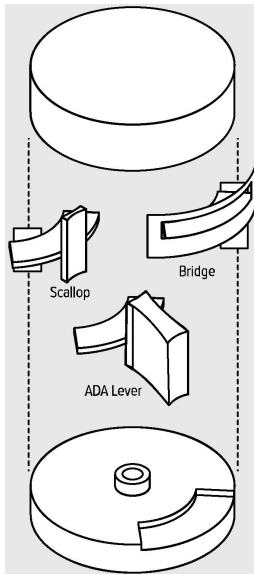


Please refer to second page for handle insert and cover options.

Elements 21

Watermark Designs' award-winning collection has gotten an upgrade: The Elements handles are now available with a small lever making them ADA compliant. Elements continues to offer the ability to play with color, form and texture, in the creation of your own design statement.

SELECT



COVER

Select one of the covers from our designer-maker friends to add texture & contrast to your creation.

INSERT

Select from one of the magnetic insert options, Bridge or Scallop, designed to help you to grip the handle.

Select a complementary finish from our range for your chosen insert.

HANDLE BASE

Select a finish for the main components and handle base.

COVERS



RAW – Hand poured, sealed and reinforced concrete.

Choose from: **CK** Chalk, **PO** Poured, **SC** Screed, **MI** Military

Created by: JM Lifestyles, USA.



STONE – Uniquely hand worked natural stones and marbles.

Choose from: **CA** Carrara, **ER** Exquisite Rose, **JU** Jungle, **VO** Volcano

Created by: Marmi Serafini, Italy.



LUMBER – Real wood grain and texture captured and sealed into concrete.

Choose from: **GR** Ground, **SM** Smoked, **CD** Charred, **TE** Teak

Created by: WoodForm, USA.



FORGED – Unique creations using techniques in liquid metal and lacquer.

METAL – Time crafted Guillache turned brass.

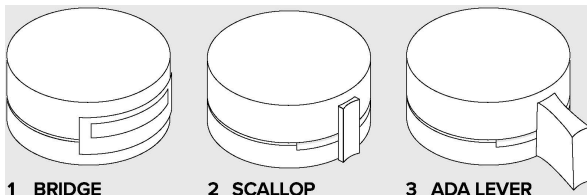
Choose from: **OS** Oil Slick or **OX** Oxblood

Created by: Anka, UK.

Choose from: **BA** Barley or **OM** Omega

Created by: Watermark Designs, USA.

INSERTS



1 BRIDGE INSERT

The completed handle with Bridge insert.

2 SCALLOP INSERT

The completed handle with Scallop insert.

3 ADA LEVER INSERT

The completed handle with ADA Lever insert.

How to Order: 21-2-E insert - cover - spout and handle base finish / insert finish / metal cover finish (when applicable)

I.E. For deck mounted 3 hole lavatory set with Volcano handle cover in satin nickel finish, and scallop insert in polished chrome finish: use code 21-2-E2VO-SN/PC