

## BOND

BXT37S

Bond Rally Series Floor Mounted Exposed Tub Filler with Handshower and Lever Handles



SHOWN IN BOND RALLY SERIES FLOOR MOUNTED EXPOSED TUB FILLER WITH HANDSHOWER AND LEVER HANDLES | BXT37S

### TECHNICAL DETAILS

ADA Compliance: No  
 Diameter Of Legs Tubes: 1 1/4"  
 Fittings Hole Diameter: 1 3/8"  
 Handle Spread Maximum: 8"  
 Handle Spread Minimum: 8"  
 Handle Turn Angle: Quarter Turn  
 Handshower Spray Hose Length: 59"  
 Inlet Connection Size: 3/4"  
 Inlet Connection Type: Sweat  
 Inlet Supply Spread Maximum: 12 1/2"  
 Inlet Supply Spread Minimum: 12 1/2"  
 Integrated Diverter: Y  
 Number Of Holes: Two Hole  
 Primary Material: Brass  
 Spout Swivel: N  
 Spray Included In Unit: Y  
 Valve Material: Ceramic  
 Water Pressure Maximum: 85.0 psi  
 Water Pressure Minimum: 20.0 psi  
 Water Pressure Recommended: 45.0 psi

### INSPIRATION

Modern designs infused with rare soul and artistry. Explore our wide range of Bond bath and kitchen elements, from fittings to fixtures to hardware.

### CODES & STANDARDS

### PRODUCT FEATURES

Lever Handles

Diverter knob allows bather to move water from spout to handshower. Handshower features 2-1/8" head with rubber nozzles.

Features a Sport Black Finish, smooth and velvety to the touch

Stocked in Chrome/Sport Black

Unrestricted flow for tub spout. Handshower available in 1.75gpm (6.6L/min) flow rate

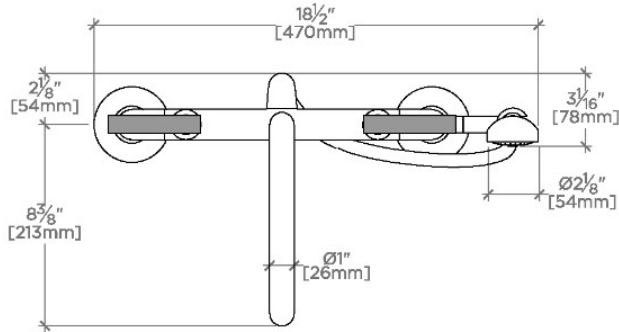
### CERTIFICATIONS

### PRODUCT (NOTES)

## BOND

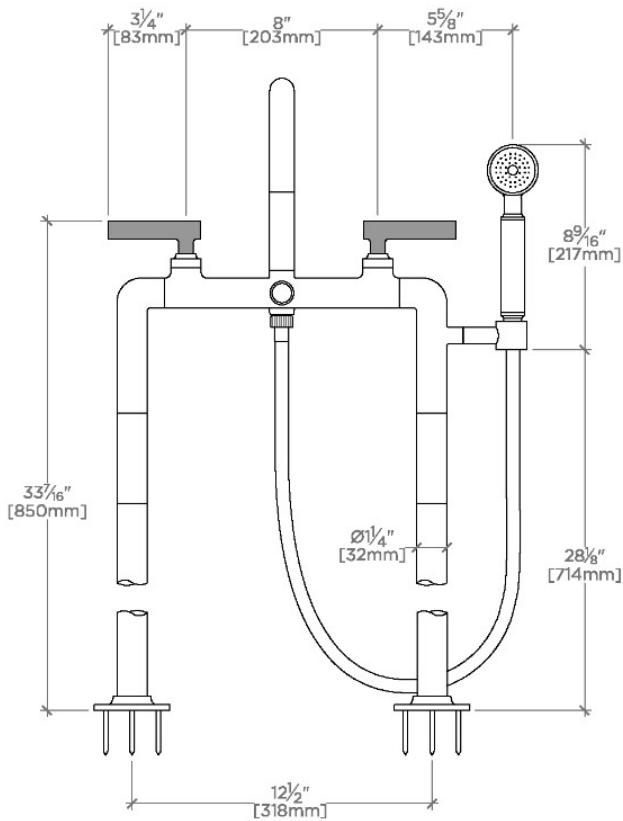
BXT37S

Bond Rally Series Floor Mounted Exposed Tub Filler with Handshower and Lever Handles



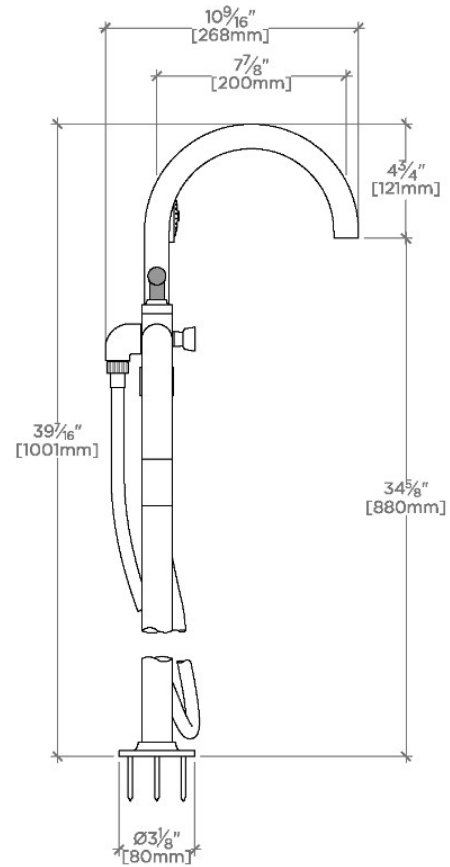
TOP VIEW

SCALE: 1 1/2"=1'-0"



FRONT VIEW

SCALE: 1 1/2"=1'-0"



SIDE VIEW

SCALE: 1 1/2"=1'-0"