


## BOND

BLS22S

Bond Rally Series Gooseneck Lavatory Faucet with Lever Handles



SHOWN IN BOND RALLY SERIES GOOSENECK LAVATORY FAUCET WITH LEVER HANDLES | BLS22S

## INSPIRATION

Modern designs infused with rare soul and artistry. Explore our wide range of Bond bath and kitchen elements, from fittings to fixtures to hardware.

## PRODUCT FEATURES

Lever Handles

Includes Universal Push-Touch Drain (UNLD23) which fits 1-1/2" through 1-3/4" drain hole openings

Features a Sport Black Finish, smooth and velvety to the touch

Stocked in Chrome/Sport Black

Available in 1.2gpm (4.5L/min) flow rate

## TECHNICAL DETAILS

ADA Compliance: Yes  
Deck Thickness Maximum: 1 11/16"  
Deck Thickness Minimum: 1/4"  
Drain Depth Maximum: 2 5/8"  
Drain Depth Minimum: 3/8"  
Drain Hole Diameter: 1 3/4"  
Drain Style: Push Touch  
Fittings Hole Diameter: 1 3/8"  
Handle Spread Maximum: 12"  
Handle Spread Minimum: 8"  
Handle Turn Angle: Quarter Turn  
Inlet Connection Size: 1/2"  
Inlet Connection Type: Male with Supply Nut  
Number Of Holes: Three Hole  
Primary Material: Brass  
Restricted Maximum Flow Rate: 1.2 gpm  
Spout Swivel: N  
Valve Material: Ceramic  
Water Pressure Maximum: 85.0 psi  
Water Pressure Minimum: 20.0 psi  
Water Pressure Recommended: 45.0 psi

## CODES &amp; STANDARDS

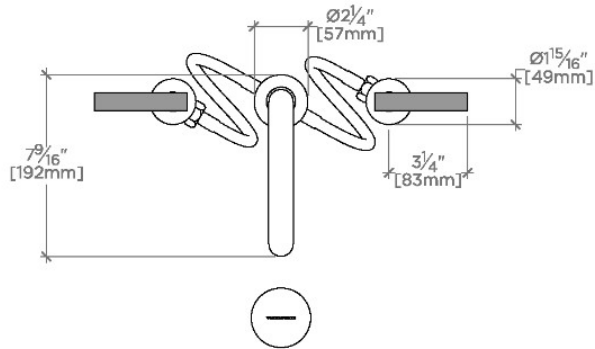
## CERTIFICATIONS

## PRODUCT (NOTES)

## BOND

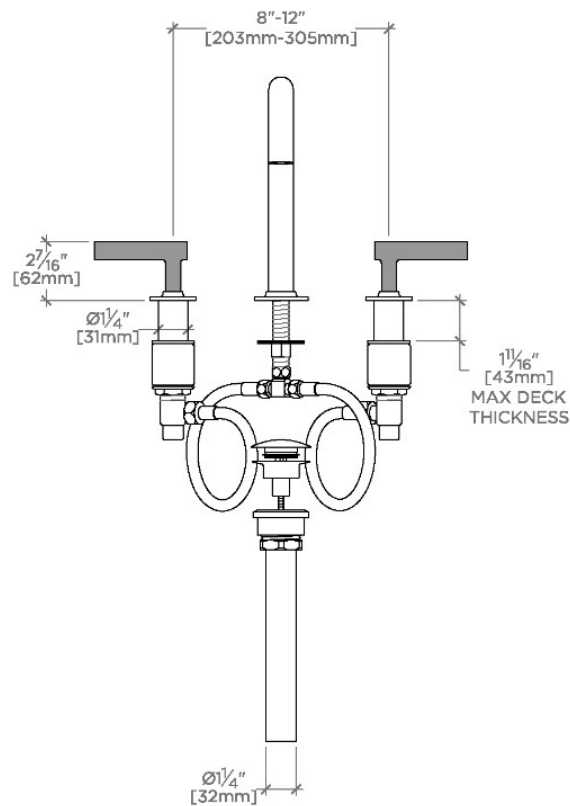
BLS22S

Bond Rally Series Gooseneck Lavatory Faucet with Lever Handles



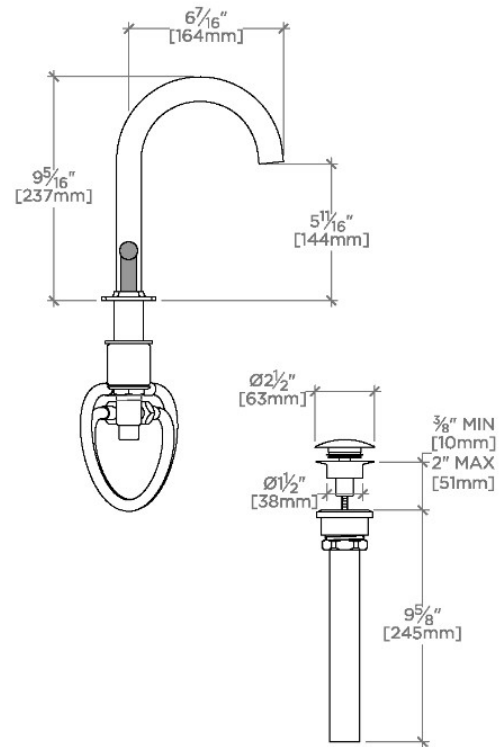
TOP VIEW

SCALE: 1 1/2"=1'-0"



FRONT VIEW

SCALE: 1 1/2"=1'-0"



SIDE VIEW

SCALE: 1 1/2"=1'-0"