


## REGULATOR

Regulator 15" Appliance Pull

RGHW15



FILEDESCRIPTION

### INSPIRATION

---

A play on industrial controls from the early 1900s, when pride was lavished on parts. Translated to handcrafted, fittings project rugged beauty through powerful, detailed shapes.

### PRODUCT FEATURES

---

Solid Brass

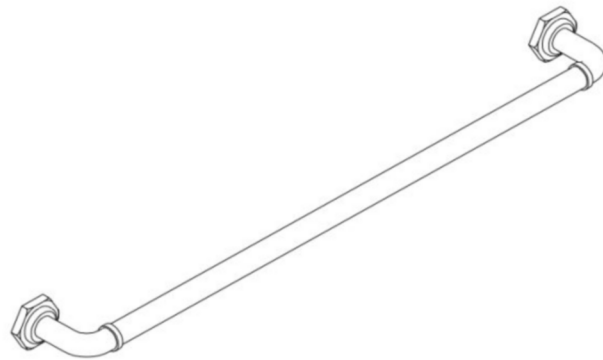
Made in the USA

Includes per fixing: 8-32 Truss head machine screw in 1" and 1 1/2" lengths

## REGULATOR

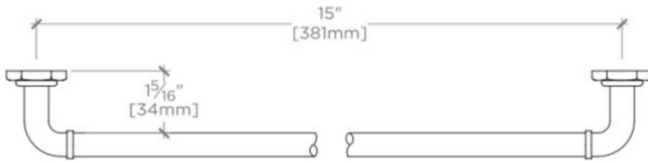
Regulator 15" Appliance Pull

RGHW15



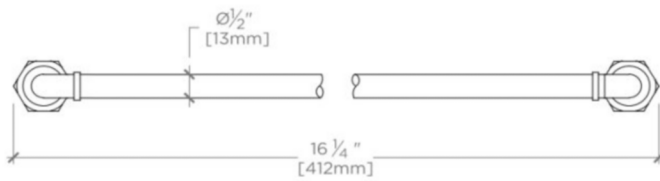
ISO VIEW

SCALE: 3"=1'-0"



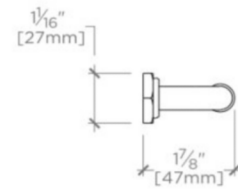
TOP VIEW

SCALE: 3"=1'-0"



FRONT VIEW

SCALE: 3"=1'-0"



SIDE VIEW

SCALE: 3"=1'-0"