

REGULATOR

RGHW88

Regulator 8" Back-to-back Shower Door Pull



TECHNICAL DETAILS

Hardware Primary Material: Solid Brass
Hardware Shape: Pull
Depth / Width: 1 1/16"
Length: 9 1/4"
Primary Material: Brass

INSPIRATION

A play on industrial controls from the early 1900s, when pride was lavished on parts. Translated to handcrafted, fittings project rugged beauty through powerful, detailed shapes.

PRODUCT FEATURES

Solid Brass

Made in USA

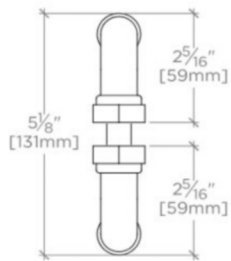
Includes per fixing: hardware for mounting to glass

WATERWORKS

REGULATOR

RGHW88

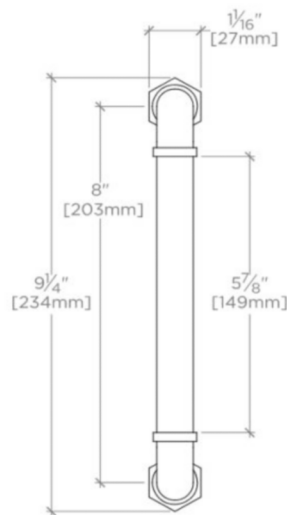
Regulator 8" Back-to-back Shower Door Pull



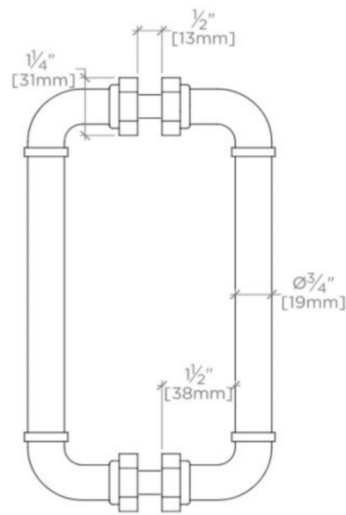
TOP VIEW SCALE: 3"=1'-0"



ISO VIEW SCALE: 3"=1'-0"



FRONT VIEW SCALE: 3"=1'-0"



SIDE VIEW SCALE: 3"=1'-0"