


## UNIVERSAL

Universal Body Spray

## UN16BS



SHOWN IN UNIVERSAL BODY SPRAY | UNBS16

### TECHNICAL DETAILS

ADA Compliance: Yes  
 Adjustable versus Fixed Spray: Fixed Spray  
 Diameter of Head: 1 3/16"  
 Escutcheon Primary Material: Brass  
 Fittings Hole Diameter: 1 1/4"  
 Flow Restriction Options: 2.0, 1.5  
 Handshower / Spray Hose Length: 59"  
 Depth / Width: 3 1/4"  
 Height: 2 3/16"  
 Inlet Connection Size: 1/2"  
 Inlet Connection Type: Male G/BSPP  
 Installation Type: Wall Mounted  
 Integrated Diverter: N  
 Length: 2 3/16"  
 Pivot: Y  
 Primary Material: Brass  
 Restricted Maximum Flow Rate: 1.5 gpm  
 Suggested Application: Bath  
 Water Pressure Maximum: 80.0 psi  
 Water Pressure Minimum: 25.0 psi  
 Water Pressure Recommended: 45.0 psi

### INSPIRATION

Our Universal collection features timeless designs complementing any of our Waterworks. With a wide range of product, from fittings to accessories, Universal adds exquisite proportion and balance to any environment.

### CODES & STANDARDS

Code # : ASME A112.18.1 / CSA B125.1, IAPMO, State of MA

### PRODUCT FEATURES

Customize your shower with invigorating body sprays positioned around the shower

Standard flow rate 1.5gpm. Also available in high efficiency flow options. Contact your sales associate or call 1 (800) 899-6757 for details.

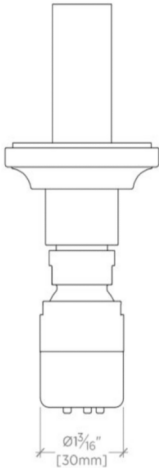


UNIVERSAL

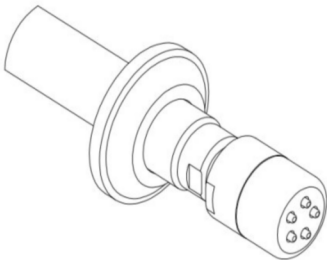
Universal Body Spray

UN16BS

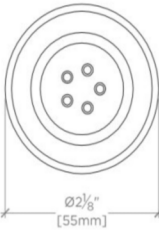
Adapters Shipped Loose		
Adapter	Description	Quantity
UNUK04	1/2" NPT Male x 1/2" Male Nipple 50mm Long BSP	1



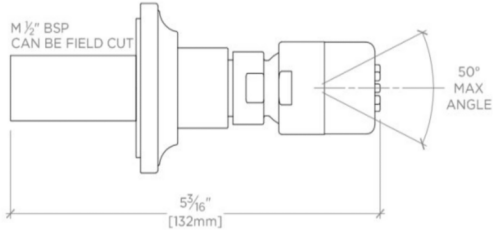
TOP VIEW SCALE: 6"=1'-0"



ISO VIEW SCALE: 6"=1'-0"



FRONT VIEW SCALE: 6"=1'-0"



SIDE VIEW SCALE: 6"=1'-0"