

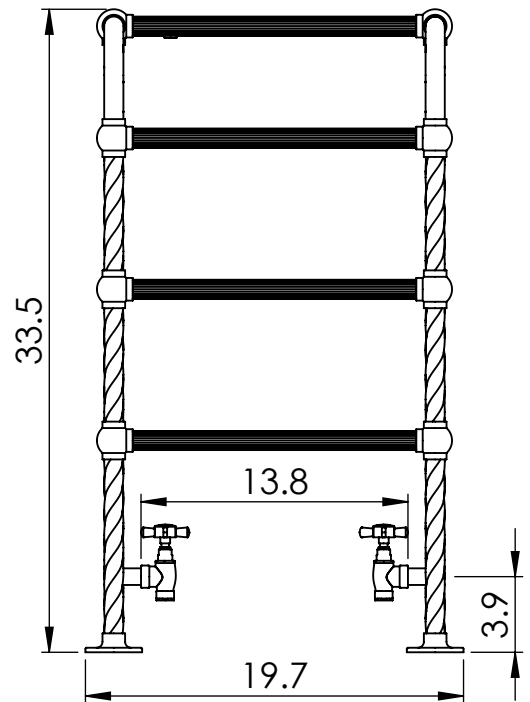
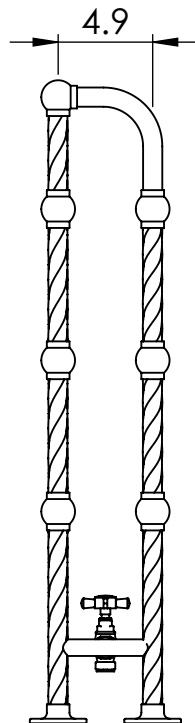
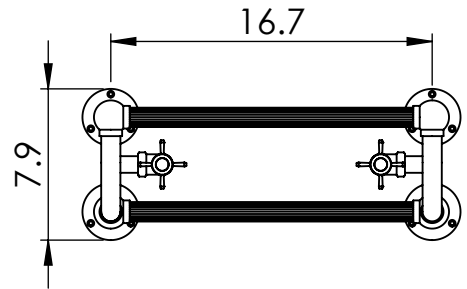
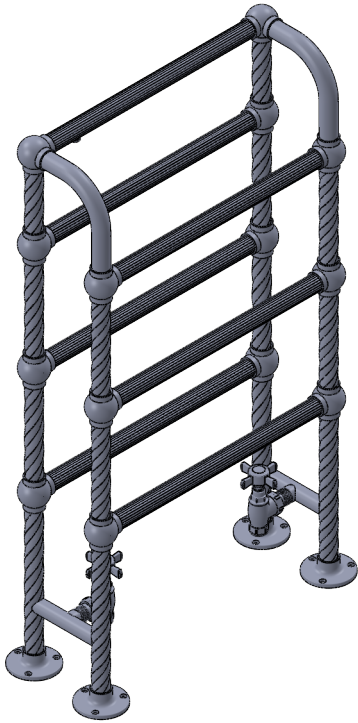
CL011 33.5x19.7

Height: 33.5
Width: 19.7
Depth: 7.9
Weight HO: lbs (kg)
EO: lbs (kg)

Tube ϕ : 1.0
Output @ 50°C Δ T: 277
Elec. element if specified: n/a
Face-Face Connections: 13.8

All dimensions in inches

Manufactured from ISO/CEN CuZn36As (BS CZ126) brass tube



inches	mm
33.5	850
19.7	500
7.9	200
16.7	425
4.9	125
13.8	350
3.9	100

Vogue UK Ltd. reserve the right to alter specifications without prior notice.
ALL MEASUREMENTS ARE NOMINAL DIMENSIONS ONLY, AND ARE NOT BINDING.



SCALE 1:10

VOGUE
TOWEL DRYERS

175 Memorial Drive Unit C
Shrewsbury MA 01545 USA
Tel: 508 887 8771 Fax: 508 887 8774
e-mail: info@vogueuk.com www.vogueuk.com