



5 SERIES CUSTOM VENTILATOR SYSTEMS

Viking 5 Series – VBCV

APPEARANCE AND DESIGN

- Backlit LED knobs extend and illuminate to control lighting level and fan speed, then fully retract when not in use
- Seamless design provides a refined finish to your kitchen
- Tough-box ventilator housing protects blower and quietly removes smoke and odor
- Quietest hood and ventilator combination in the industry
- Multi-speed ventilator control knob allows precise adjustment to desired fan speed
- Maintenance-free ventilators never need to be cleaned with the commercial-type hood filters doing the dirty work
- Cook with peace of mind as the built-in heat sensor activates the ventilator to full power if cooking temperatures reach uncomfortable levels
- Ventilators must be purchased separately and are available in internal, external, and in-line models (See Ventilation guide for compatibility) Must use Viking ventilator kits with Viking hoods



BRIGHT LED LIGHTING

- Dimmable lighting controls provide custom illumination for enhanced surface cooking visibility
- Long-life LED light bulbs are energy efficient and easily replaceable
- Heat lamps conveniently keep food warm until ready to serve (not available on Island Hoods)

EASY CLEANUP

- Commercial-type baffle filters efficiently remove heat and grease vapors from the air
- Stainless steel dishwasher-safe filters are easily removed for quick cleaning
- Low-profile filter system reduces interior hood space, leaving less surface to clean
- Removable trough collects liquefied grease for convenient disposal

INTERIOR, EXTERIOR, OR IN-LINE VENTILATORS

- Wall hoods
 - Interior-power ventilator kits – 300 CFM (VINV300), 600 CFM (VINV600), or 1,200 CFM (VINV1200)
 - Exterior-power ventilator kits – 900 CFM (DEV900), 1,200 CFM (DEV1200), or 1,500 CFM (DEV1500)
 - In-line-power ventilator kits – 900 CFM (DIL900) or 1,200 CFM (DIL1200)
 - See specification chart for compatibility
- One ventilator, one duct run for any size hood/ventilator

MODEL NUMBERS

- VBCV53638 – 36"W. Built-In Custom Ventilator Systems
- VBCV54238 – 42"W. Built-In Custom Ventilator Systems
- VBCV54838 – 48"W. Built-In Custom Ventilator Systems
- VBCV56038 – 60"W. Built-In Custom Ventilator Systems

ACCESSORIES

- WGP36SS – Wall Hood Warming Shelf Panels for 36" Hood
- WGP48SS – Wall Hood Warming Shelf Panels for 48" Hood
- BKS36SS – Wall Hood Backsplash for 36" Hood
- BKS48SS – Wall Hood Backsplash for 48" Hood
- BKS60SS – Wall Hood Backsplash for 60" Hood

DESIGN OPTIONS

- Custom ventilator blends seamlessly into cabinetry with locally supplied panels

WARRANTY

- 2-year full – complete product
- 90-day full – cosmetic parts such as glass, painted items and decorative items
- 5-year limited – ventilator motors



5 SERIES CUSTOM VENTILATOR SYSTEMS

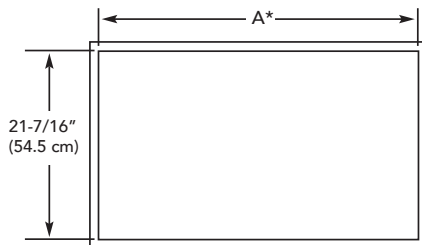
Viking 5 Series – VBCV

WALL CUSTOM VENTILATOR SYSTEM				
DESCRIPTION	VBCV53638	VBCV54238	VBCV54838	VBCV56038
Number of Filters	2	2	3	4
Heat Lamps	1	1	2	3
Interior Ventilator Kits	VINV300/600	VINV600	VINV1200	VINV1200*
Exterior Ventilator Kits	DEV900/1200*	DEV900/1200*	DEV1200*/1500**	DEV1200*/1500**
In-Line Ventilator Kits	DIL1200	DIL1200	DIL1200	DIL1200
Interior Duct Size	7"/10" (17.8/25.4 cm)		10" (25.4 cm)	
Exterior Duct Size	10" (24.5 cm)			
Interior—Maximum Amps	4.2/5.2/8.2	10.8	10.8	10.8
Exterior—Maximum Amps	8.0/5.3		7.8/8.5	
In-Line—Maximum Amps	5.3/7.2		9.6	9.6

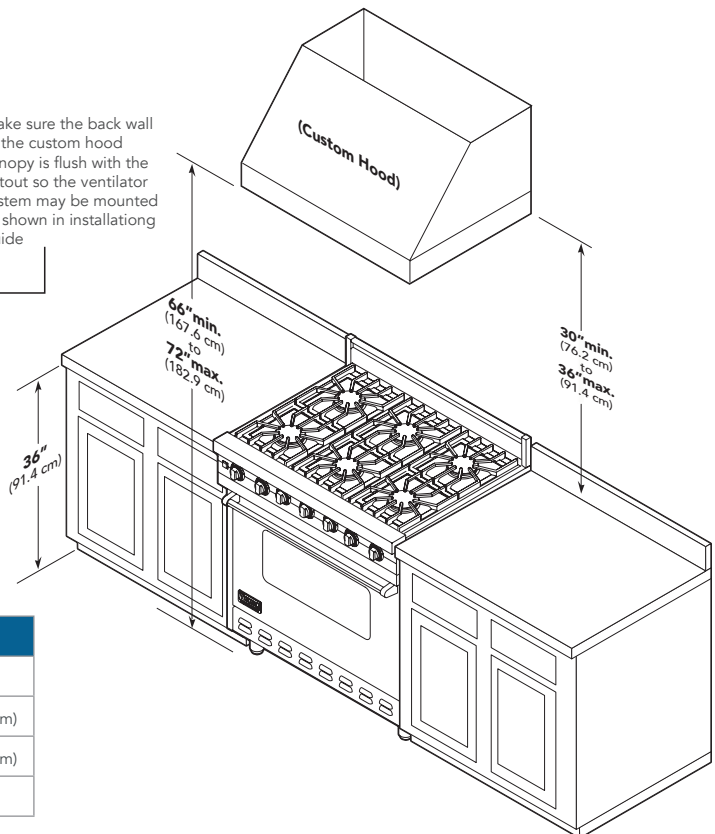
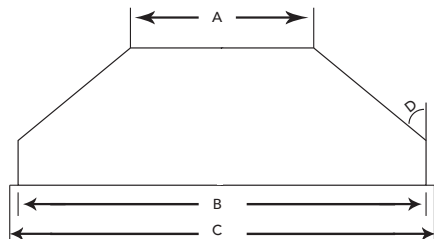
* A 1,200 CFM interior- or exterior-power ventilator should be used when installed over range/rangetop with gas charrill. Max duct run is 50 ft (15.2 m).
 ** It is recommended that the 1,500 CFM ventilator be used with longer duct runs. Max duct run is 75 ft (22.9 m).
 NOTE: Maximum amp rating for hoods includes recommended ventilator kit rating; All products must be hard wired with 2-wire with ground. An interior- or exterior-power ventilator kit must be purchased for installation with all 18"H. hoods. Please do not prepare installation from brochure data only. See installation instructions for important clearance/installation information.

Custom Hood Canopy Bottom Cutout Dimensions

	A (Hood width)
36"W.	33-7/16" (84.9 cm)
42"W.	39-7/16" (100.2 cm)
48"W.	45-7/16" (115.4 cm)
60"W.	57-7/16" (145.9 cm)



Make sure the back wall of the custom hood canopy is flush with the cutout so the ventilator system may be mounted as shown in installing guide



	36" W.	42" W.	48" W.	60" W.
A	25" (63.5 cm)	25" (63.5 cm)	25" (63.5 cm)	31" (78.7 cm)
B	33-1/4" (84.5 cm)	39-1/4" (99.75 cm)	45-1/4" (114.3 cm)	57-1/4" (144.8 cm)
C	34-1/4" (87.0 cm)	40-1/4" (102.2 cm)	46-1/4" (117.5 cm)	58-1/4" (148.0 cm)
D	20°	32°	42°	49°



VIKING RANGE, LLC 111 FRONT STREET GREENWOOD, MISSISSIPPI 38930 USA

For detailed product information, model numbers, or to request a quote call 1-888-845-4641 or visit vikingrange.com
 © 2020 Viking Range, LLC All rights reserved. Specifications subject to change without notice.