





COLOUR OPTIONS ARE MADE TO ORDER - NO REFUND - NO RETURN -

| BLACK FINISH   |
|--|
| <br><b>MODEL No: SSTLD6030L2</b> (LEFT HAND DRAIN)<br><b>MODEL No: SSTLD6030R2</b> (RIGHT HAND DRAIN) |
| BISCUIT FINISH   |
| <br><b>MODEL No: SSTLD6030L3</b> (LEFT HAND DRAIN)<br><b>MODEL No: SSTLD6030R3</b> (RIGHT HAND DRAIN) |

Valley's single threshold, offset linear drain acrylic shower bases are meant to be installed in an alcove setting. A white drain cover is included with every purchase. Valley's acrylic shower bases are made out of high gloss, crack-resistant acrylic.

#### DESCRIPTION:

- Single Threshold / Opening
- **White finish**
- Off-set Drain location
- Default white linear drain cover included
- High gloss / Crack-resistant acrylic
- Made in Canada
- Complies with CSA & IAPMO standards.

#### CUSTOMIZE YOUR SHOWER BASE

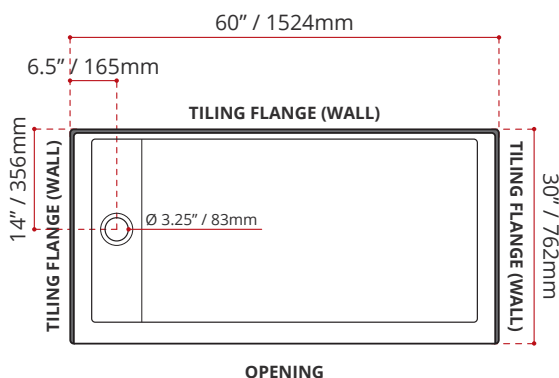
ALL UPCHARGE OPTIONS ARE MADE TO ORDER - NO REFUND - NO RETURN -

| AVAILABLE CUSTOMIZATION OPTIONS        | MODEL No.  |
|--|------------|
| TEXTURED BOTTOM                        | <b>C4</b>  |
| DOUBLE TILING FLANGE                   | <b>C5</b>  |
| TEXTURED BOTTOM + DOUBLE TILING FLANGE | <b>C45</b> |

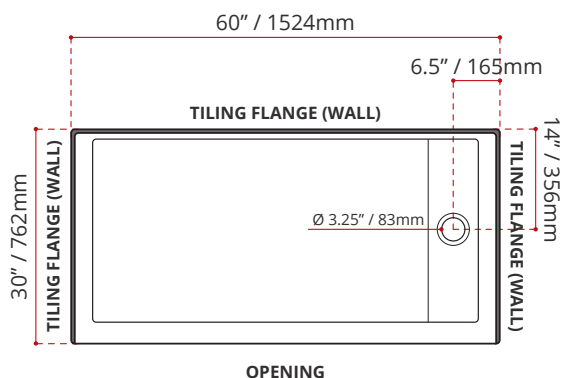
#### SHIPPING INFORMATION:

- Length: 62" / 1575mm
- Net Weight: 24 kg / 53lbs
- Width: 34" / 864mm
- Gross Weight: 27 kg / 59.5lbs
- Height: 8" / 203mm

**SSTLD6030L1**  
(LEFT HAND DRAIN LOCATION)



**SSTLD6030R1**  
(RIGHT HAND DRAIN LOCATION)



DISCLAIMER: Measurements may vary  $\pm 1/4"$  (Diagram Not to scale)

