





COLOUR OPTIONS ARE MADE TO ORDER - NO REFUND - NO RETURN -

BLACK FINISH

MODEL No: SDTSD4832L2 (LEFT HAND THRESHOLD)
MODEL No: SDTSD4832R2 (RIGHT HAND THRESHOLD)

BISCUIT FINISH

MODEL No: SDTSD4832L3 (LEFT HAND THRESHOLD)
MODEL No: SDTSD4832R3 (RIGHT HAND THRESHOLD)

Valley's double threshold, center drain acrylic shower bases are meant to be installed a corner setting. All acrylic shower bases have been redesigned with a minimal 3" threshold. Valley's acrylic shower bases are made at our facility in Mission, BC (Canada) out of high gloss, crack-resistant acrylic.

DESCRIPTION:

- Double Threshold / Opening
- **White Finish**
- **Left or right hand threshold opening**
- **White Square drain cover included**
- **Center Drain**
- High gloss / Crack-resistant acrylic.
- Made in Canada.
- Complies with CSA & IAPMO standards.

CUSTOMIZE YOUR SHOWER BASE

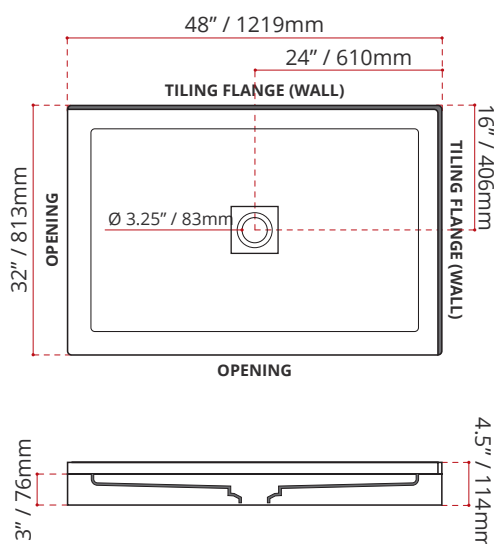
ALL UPCHARGE OPTIONS ARE MADE TO ORDER - NO REFUND - NO RETURN -

AVAILABLE CUSTOMIZATION OPTIONS	MODEL No.
TEXTURED BOTTOM	C4
DOUBLE TILING FLANGE	C5
TEXTURED BOTTOM + DOUBLE TILING FLANGE	C45

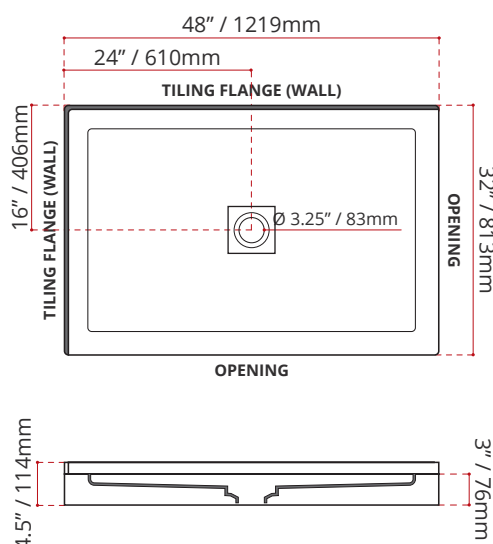
SHIPPING INFORMATION:

- Length: 50" / 1270mm
- Net Weight: 23 kg / 51lbs
- Width: 34" / 864mm
- Gross Weight: 25 kg / 55lbs
- Height: 8" / 203mm

SDTSD4832L1
(LEFT HAND THRESHOLD OPENING)



SDTSD4832R1
(RIGHT HAND THRESHOLD OPENING)



DISCLAIMER: Measurements may vary $\pm \frac{1}{8}$ " (Diagram Not to scale)