





COLOUR OPTIONS ARE MADE TO ORDER - NO REFUND - NO RETURN -

BLACK FINISH
 MODEL No: SDTCD4236L2 (LEFT HAND THRESHOLD) MODEL No: SDTCD4236R2 (RIGHT HAND THRESHOLD)
BISCUIT FINISH
 MODEL No: SDTCD4236L3 (LEFT HAND THRESHOLD) MODEL No: SDTCD4236R3 (RIGHT HAND THRESHOLD)

Valley's double threshold, center drain acrylic shower bases are meant to be installed as a corner setting. All acrylic shower bases have been redesigned with a minimal 3" threshold. Valley's acrylic shower bases are made at our facility in Mission, BC (Canada) out of high gloss, crack-resistant acrylic.

### DESCRIPTION:

- Double Threshold / Opening
- **White Finish**
- **Left or right hand threshold opening**
- **Center Drain**
- High gloss / Crack-resistant acrylic.
- Made in Canada.
- Complies with CSA & IAPMO standards.

### CUSTOMIZE YOUR SHOWER BASE

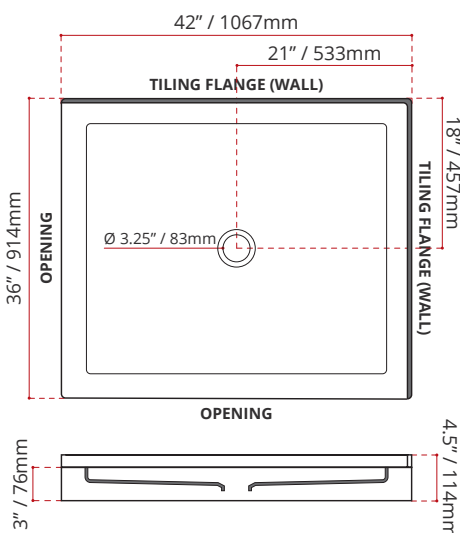
ALL UPCHARGE OPTIONS ARE MADE TO ORDER - NO REFUND - NO RETURN -

AVAILABLE CUSTOMIZATION OPTIONS	MODEL No.
TEXTURED BOTTOM	<b>C4</b>
DOUBLE TILING FLANGE	<b>C5</b>
TEXTURED BOTTOM + DOUBLE TILING FLANGE	<b>C45</b>

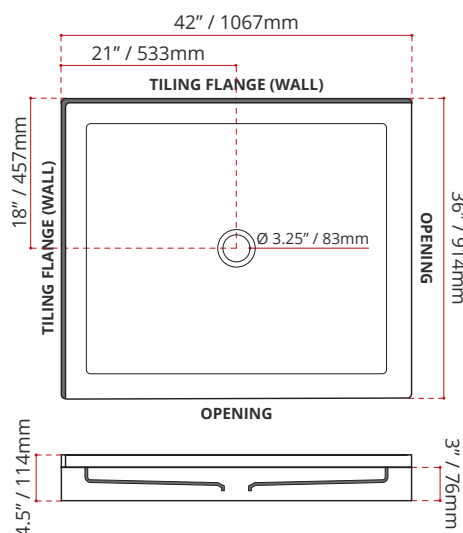
### SHIPPING INFORMATION:

- Length: 44" / 1118mm
- Net Weight: 20 kg / 44lbs
- Width: 38" / 965mm
- Gross Weight: 23 kg / 51lbs
- Height: 8" / 203mm

**SDTCD4236L1**  
(LEFT HAND THRESHOLD OPENING)



**SDTCD4236R1**  
(RIGHT HAND THRESHOLD OPENING)



DISCLAIMER: Measurements may vary  $\pm \frac{1}{8}$ " (Diagram Not to scale)

