



## THERMATOUCH CONTROL

TT10-XX\*

The ThermaTouch Control is a 10" LCD Touchscreen Control used to operate other ThermaSol modules such as Steam Room functions, Light, Sound and Tranquility Visualization, Stereo Audio output and Ethernet connection. The control is approx. 10-2/5" Wide X 7-1/10" High X 2-3/10" Deep. It requires a wall cutout 10-2/5" Wide X 7-1/10" High and must have a clear in wall depth of 3-1/2".

### SHIPPING WEIGHT

**Weight** | 9.25 lbs.

**Length** | 11 in.

**Width** | 14.5 in.

**Height** | 12 in.

### FINISH CHART

**PC** | Polished Chrome

**SC** | Satin Chrome

**PB** | Polished Brass

**SB** | Satin Brass

**AB** | Antique Brass

**COP** | Polished Copper

**ACOP** | Antique Copper

**ORB** | Oil Rubbed Bronze

**PN** | Polished Nickel

**SN** | Satin Nickel

**MB** | Matte Black

**AN** | Antique Nickel

**BN** | Black Nickel

**PG** | Polished Gold

**WHT** | White

### FEATURES

- Choose and download from a menu of 20 of the most popular Apps; shows, news, weather, video content, music and more
- Fully waterproof, ThermaTouch Plus can be installed anywhere: a shower, bathing area, patio, etc.
- Built-in Bluetooth®
- Ethernet connection
- WiFi-enabled capabilities ensure that users automatically receive any updates to the software right to the controller, in-home after purchase.
- Powered by Android™
- Stereo audio output
- Alexa compatible
- Date and Time display
- Set steam time and temperature
- Set and control preferences for two users
- Operates: steam, digital shower, light, sound and rain head.

### SPECIFICATIONS

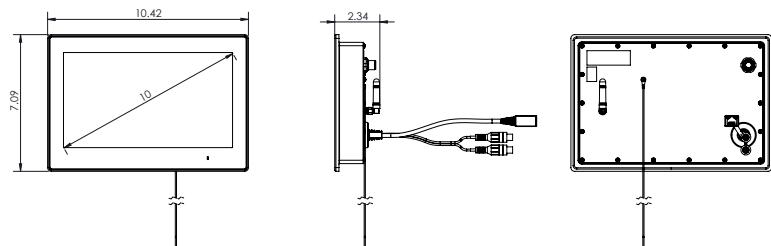
**Construction** | 6061 Aluminum

**Power Supply** | ThermaSol PDM (10-8147)

**Controllability** | Steam, Light & Sound, digital shower valve.

**Display** | 10" Wide LCD Touch Screen

**Audio Out** | RCA connections




### INSTALLATION NOTES

- Refer to ThermaSol installation Instructions Doc No. 81227 for complete instructions.
- Requires wall cut out opening of 9.75" Wide X 6.375" High X 3.125" Deep.
- Use Mud Ring for Tile installation and ThermaTouch Control placement (04-8567).
- Ensure 3-1/2" clearance behind the rear of the control for cable clearance.
- The control should be installed 60 inches from the floor and as far from the steam outlet as possible.

\* Replace -XX with the desired finish in the above finish chart.

**SPECIFICATIONS – POWER DISTRIBUTION MODULE**

Construction..... ABS Plastic  
 Power Supply ..... UL Listed Class 2 & II, (03-7142)  
 Internal Operating Voltage.....24V DC, 60 Watt



**Basic Functions:**

- Distributes DC Power and Digital signals to system modules:
- Serenity Light, Sound and Rainhead
- ThermaTouch or Signature Series Controls
- Solitude Wireless Module - SWM-2 (signal only)
- Steam Generator (signal only)

**Installation Notes:**

Overall size is approximately 5-3/4" long by 3-3/4" wide and 1-1/2" high. (Without connections) Allow space; 3" Min. for connections. Unit consists of a low voltage (24VDC) circuit board inside a box that can be placed up to 25 feet from the Light and Sound fixture or up to 50 feet from the Steam Generator. A separate universal voltage Power Adapter is provided (03-7142), it requires a standard 110V AC two prong wall outlet.

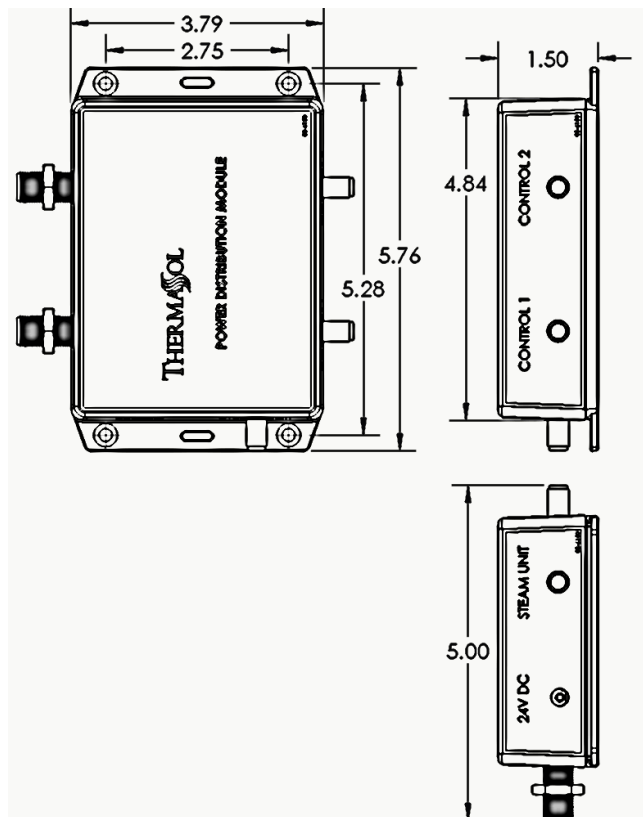
**Product Specification:**


5-3/4" L x 3-3/4" W x 1-1/2" H Body.  
 This PDM requires a ThermaSol Steam Generator and/or Light and Sound System and separate power supply for proper operation.

For any further assistance please contact  
 ThermaSol at 800.776.0711 or  
[sales@thermasol.com](mailto:sales@thermasol.com)

**Shipping Information:**

Weight.....4 lbs.  
 Length.....11 in.  
 Width.....14 in.  
 Height.....8 in.





### SPECIFICATIONS – Light and Sound Rain System

**Construction.....Machined Brass**  
**Controllability.....ThermaTouch Series Controls**  
**Function Lights.....200 Full-color luminous LED**  
**Lumens (Max).....1600**  
**Rainhead Water Supply..... 3/8", 40-80 PSI, 1.8GPM**  
**Water Jets.....300**  
**CEC Approved**

#### Lighting

- 200 Full-color luminous LED (R,G,B,W)
- Color Changing "Mood Lighting"
- Preset Chromatherapy Chakras
- Custom user programmable "any color"

#### Audio

- Amplifier: 100Watt RMS, built in Digital Signal Processor
- Built-in Bluetooth v4.2
- 2-1" Titanium Dome Tweeter with Ferro fluid cooled aluminum voice coil
- 1- 4" woofer
- 1-4" passive radiator

#### Installation Notes:

Overall size is 18.0" SQ X 8.0" tall and requires approx. 16.7" X 16.7" cutout in the shower ceiling. The unit is self-contained as one piece and extends into the ceiling space 8.0" plus plumbing connection clearance. Use a 3/8" compression fitting and a flexible potable waterline to connect to the Rainhead. Use only potable water and approved plumbing fittings for any shower connection. Refer to ThermaSol Installation Instructions for a full-sized template and detailed installation and operation instructions.

#### Finish Chart:

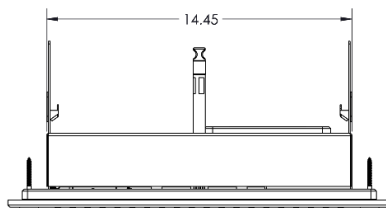
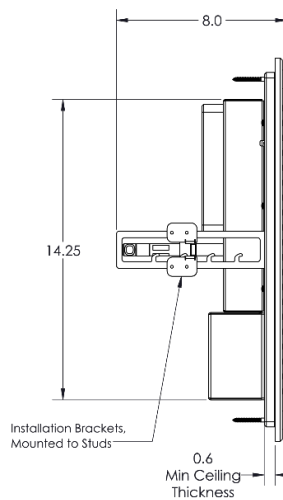
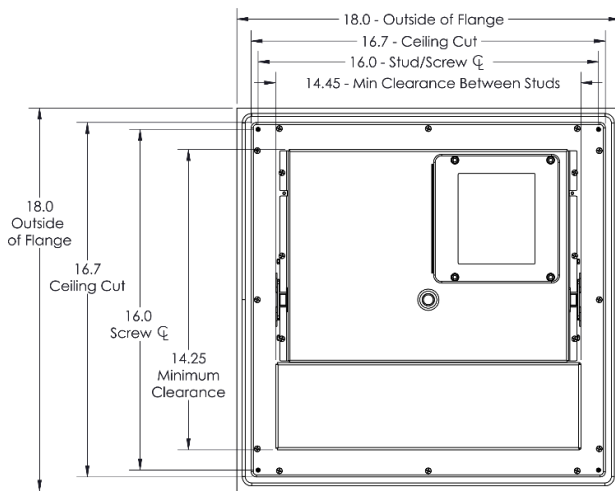
Select desired finish and replace XX with code.

PC = Polished Chrome  
 SC = Satin Chrome  
 PB = Polished Brass  
 SB = Satin Brass  
 AB = Antique Brass  
 COP = Polished Copper  
 ACOP = Antique Copper

PN = Polished Nickel  
 SN = Satin Nickel  
 BN = Black Nickel  
 MB = Matte Black  
 AN = Antique Nickel  
 PG = Polished Gold  
 ORB = Oil Rubbed Bronze  
 WHT = White

#### Product Specification:

A self-contained, Light and Sound Rainhead module that creates high-intensity chromatherapy lights and sounds. Rainhead is rated at 1.8 GPM Max. at 80 PSI and requires a separate diverter port with shut off valve. Powered by: provided 24V DC, 30 Watts power supply.



For any further assistance please contact ThermaSol at 800.776.0711 or [sales@thermasol.com](mailto:sales@thermasol.com)

Visit [www.thermasol.com](http://www.thermasol.com) for a complete product definition

#### Shipping Information:

Weight..... 37 lbs.  
 Length.....20 in.  
 Width.....20 in.  
 Height.....10 in.



**SPECIFICATIONS – SteamVection Steam Head**

Construction..... Brass  
Aromatherapy..... Integral Reservoir

**Installation Notes:**

The steam head should be installed 24 inches from the floor, and 6 inches from any corner, inside the shower only, and as far away from the controller and shower fixtures as possible.

The steam head housing requires a 1-1/8" hole in the shower wall, and must be flush with the finished wall and sealed to the wall to not allow vapor or water behind it. Use 1/2" copper fittings to attach the housing to the steam outlet. See the full steam head housing instructions within your generator installation guide.

**Product Specification:**

The steam head shall be approximately 1.75" x 1.75" in the square version, and a 1.75" Dia. For the round version. The steam head is made from brass alloy and includes an aromatherapy well.

**Finish Chart:**

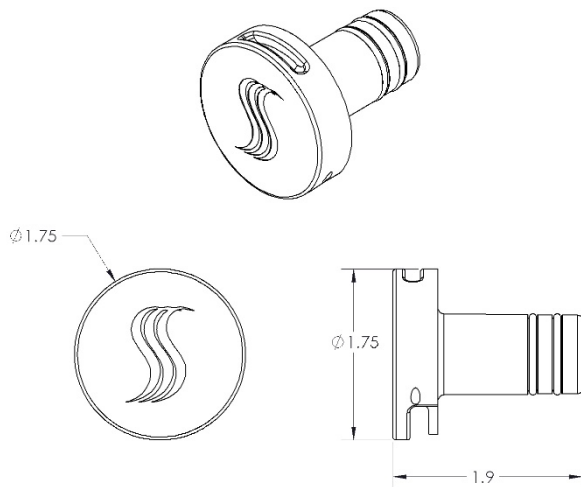
Select desired finish and replace XX with code. No-Touch Aromatherapy steam head and control finishes.

PC = Polished Chrome	PN = Polished Nickel
SC = Satin Chrome	SN = Satin Nickel
PB = Polished Brass	BN = Black Nickel
SB = Satin Brass	AN = Antique Nickel
AB = Antique Brass	PG = Polished Gold
COP = Polished Copper	ORB = Oil Rubbed Bronze
ACOP = Antique Copper	WHT = White
MB = Matte Black	

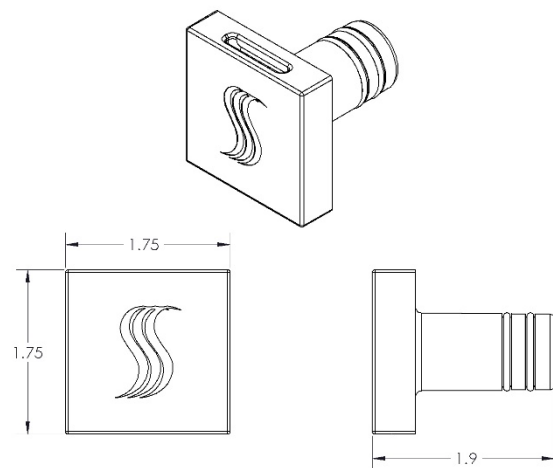
**Shipping Information:**

Weight..... 1 lbs.  
Length.....9.5 in.  
Width.....3.5 in.  
Height.....2.5 in.

For any further assistance please contact  
ThermaSol at 800.776.0711 or  
[sales@thermasol.com](mailto:sales@thermasol.com)



Round Style



Square Style