

Ideal Corner Workstation 3X4C

IWS 3X4C BA



Natural Golden Bamboo

IWS 3X4C GT



Graphite Wood Composite

IWS 3X4C GR



Exclusive Gray Resin*

IWS 3X4C WH



Designer White Resin*

Specifications

Single bowl

Users: 2 (Outside Corner Install), 1 (Inside Corner Install)

Culinary Tools included: Four (6 pcs)

Galley Taps recommended: One

Outside dimensions:

Exterior: 19 1/2" x 31 3/4" x 44" x 19 1/2" | Interior: 24 1/2" x 12 1/2" x 10 5/16"

Counter top cutout:

Exterior: 18" x 30 3/4" x 42 3/4" x 18" | Interior: 24 3/4" x 12 3/4"

Basin area:

Exterior: 19 1/2" x 31 3/4" x 44" x 19 1/2" | Interior: 24 1/2" x 12 1/2"

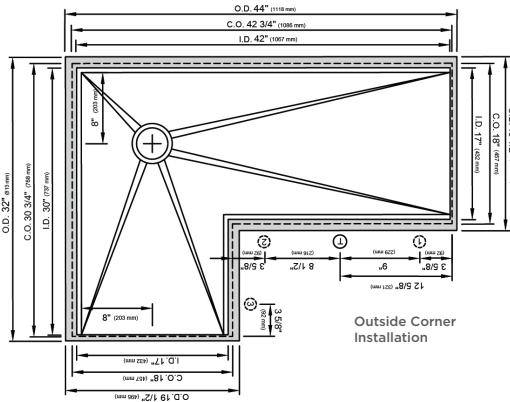
Min. cabinet size: 36" x 48" or 90cm x 120cm

Culinary Tools included

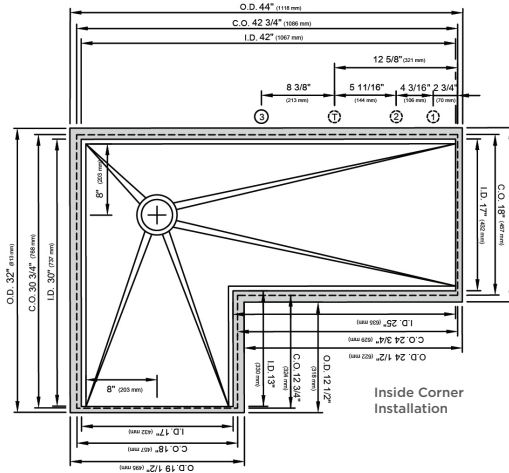
- (1) Upper Tier Cutting Board 12 1/4" x 18"
- (1) Upper Tier Drying Rack 12 1/4" x 18"
- (1) 11" Colander
- (1) 11" Mixing Bowl with lid
- (2) Lower Tier Platforms for Colanders, Mixing Bowls 12 1/4" x 18"

Basin construction

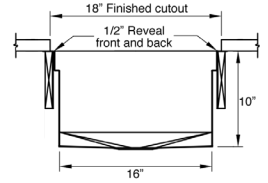
- 16GA 316L stainless steel indoor/outdoor Angel finish
- Two tier design
- Star™ groove pattern
- Corner drain
- Elevated drain cover included
- Limited Lifetime Warranty
- Made in the USA
- ASME A112.19.3/CSA B45.4 certified



Outside Corner Installation



Inside Corner Installation



Outside Corner Install suggested maximum inside corner radius of counter top cutout 3/8"

Center Tap hole diameters 2" behind cutout

T. Galley Tap 1 3/8" min hole diameter (1 1/2" min hole diameter for fast water jet cut)

1. Galley Soap Dispenser 1" min to 1 3/8" max hole diameter

2. Galley Deck Switch 1 3/8" min hole diameter or Galley Automatic Strainer Basket knob 1" min and 1 3/8" max hole diameter

3. Galley Hot and Cold Water Dispenser* 1 3/8" min hole diameter (1 1/2" min hole diameter for fast water jet cut)

4. Galley Soap Dispenser

*Galley Hot and Cold Water dispenser requires a minimum 8" clearance to center if installed to the right of the Galley Tap

Inside Corner Install suggested maximum inside corner radius of counter top cutout 3/8"

Center Tap hole diameters 2" behind cutout

T. Galley Tap 1 3/8" min hole diameter (1 1/2" min hole diameter for fast water jet cut)

1. Galley Deck Switch 1 3/8" min hole diameter or Galley Automatic Strainer Basket knob 1" min and 1 3/8" max hole diameter


2. Galley Soap Dispenser 1" min to 1 3/8" max hole diameter

3. Galley Hot and Cold Water Dispenser* 1 3/8" min hole diameter (1 1/2" min hole diameter for fast water jet cut)


*Galley Hot and Cold Water dispenser requires a minimum 8" clearance to center if installed to the right of the Galley Tap

Upper Deck™ (Optional)


Upper Deck set UD 4X3 3P GT/BA/WH/GR Graphite, Bamboo, White or Gray Resin



Upper Deck sections Graphite, Bamboo, White or Gray Resin



UD24IGT/BA/WH/GR



UD20CIGT/BA/WH/GR



UD18IGT/BA/WH/GR



UD12IGT/BA/WH/GR



UD09IGT/BA/WH/GR

Recommended Workstation Accessories

Bottom Grate set BG 4X3 C 2 SS Stainless Steel



25 1/2"

29"

Manual Strainer Basket

MDRNMSS Angel Finish Stainless Steel



Disposal Flange Strainer Basket

GDRNMSS Angel Finish Stainless Steel



Auto Strainer Basket Angel Finish Stainless Steel with Polished or Matte knob



ARNPPSS
ARNMMSS

A DRN MSS shown