

Ideal Corner WashStation™ 4X4C

IWA 4X4C BA



Natural Golden Bamboo

IWA 4X4C GT



Graphite Wood Composite

IWA 4X4C GR



Exclusive Gray Resin*

IWA 4X4C WH



Designer White Resin*

Specifications

Single bowl

Users: 2 (Outside Corner Install), 1 (Inside Corner Install)

Wash Tools included: Three (6 pcs)

Galley Taps recommended:

Two (Outside Corner Install), One (Inside Corner Install)

Outside dimensions:

Exterior: 19 1/2" x 44" x 44" x 19 1/2" | Interior: 24 1/2" x 24 1/2" x 10 5/16"

Counter top cutout:

Exterior: 18" x 42 3/4" x 42 3/4" x 18" | Interior: 24 3/4" x 24 3/4"

Basin area:

Exterior: 19 1/2" x 44" x 44" x 19 1/2" | Interior: 24 1/2" x 24 1/2"

Min. cabinet size: 48" x 48" or 120cm x 120cm

Wash Tools included

(1) Upper Tier Drying Rack 12 1/4" x 18"

(1) Lower Tier Mini Drying Rack 6" x 17"

(1) Lower Tier Utensil Caddy 6" x 17"

Basin construction

16GA 316L stainless steel indoor/outdoor

Angel finish

Two tier design

Star™ groove pattern

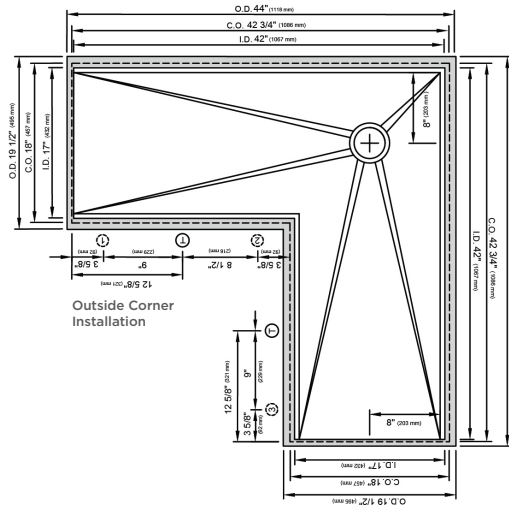
Corner drain

Elevated drain cover included

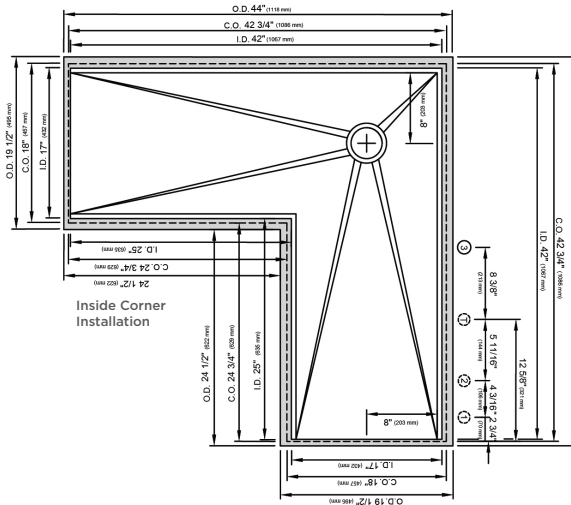
Limited Lifetime Warranty

Made in the USA

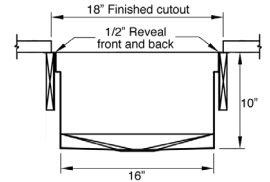
ASME A112.19.3/CSA B45.4 certified



Outside Corner Installation



Inside Corner Installation



Outside Corner Install suggested maximum inside corner radius of counter top cutout 3/8"

Center Tap hole diameters 2" behind cutout

T. Galley Tap 1 3/8" min hole diameter (1 1/2" min hole diameter for fast water jet cut)

1. Galley Soap Dispenser 1" min to 1 3/8" max hole diameter

2. Galley Deck Switch 1 3/8" min hole diameter or Galley Automatic Strainer Basket knob 1" min and 1 3/8" max hole diameter

3. Galley Hot and Cold Water Dispenser* 1 3/8" min hole diameter (1 1/2" min hole diameter for fast water jet cut)

4. Galley Soap Dispenser

*Galley Hot and Cold Water dispenser requires a minimum 8" clearance to center if installed to the right of the Galley Tap

Inside Corner Install suggested maximum inside corner radius of counter top cutout 3/8"

Center Tap hole diameters 2" behind cutout

T. Galley Tap 1 3/8" min hole diameter (1 1/2" min hole diameter for fast water jet cut)

1. Galley Deck Switch 1 3/8" min hole diameter or Galley Automatic Strainer Basket knob 1" min and 1 3/8" max hole diameter


2. Galley Soap Dispenser 1" min to 1 3/8" max hole diameter

3. Galley Hot and Cold Water Dispenser* 1 3/8" min hole diameter (1 1/2" min hole diameter for fast water jet cut)


*Galley Hot and Cold Water dispenser requires a minimum 8" clearance to center if installed to the right of the Galley Tap

Upper Deck™ (Optional)


Upper Deck set UD 4X4 3P GT/BA/WH/GR Graphite, Bamboo, White or Gray Resin



Upper Deck sections Graphite, Bamboo, White or Gray Resin



UD24IGT/BA/WH/GR



UD20CIGT/BA/WH/GR



UD18IGT/BA/WH/GR



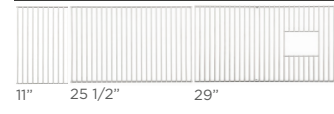
UD12IGT/BA/WH/GR



UD09IGT/BA/WH/GR

Recommended Workstation Accessories

Bottom Grate set BG 4X4 C 3 SS Stainless Steel



Manual Strainer Basket

MDRNMSS Angel Finish Stainless Steel



Disposal Flange Strainer Basket

GDRNMSS Angel Finish Stainless Steel



Auto Strainer Basket Angel Finish Stainless Steel with Polished or Matte knob



ADRNPSS
ADRNMSS

A DRN MSS shown