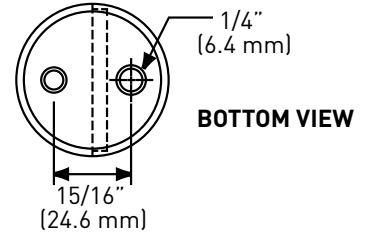
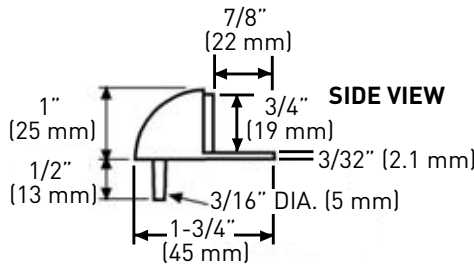


## FLOOR STOPS & WALL STOPS



### LOW PROFILE FLOOR STOP

- > ZINC DIE-CAST CONSTRUCTION
- > COMPLETE WITH SCREW AND EXPANSION SHEILD
- > RUBBER BUMPER



15  
SATIN NICKEL

CASE  
PACK

POLY BAGGED WITH UPC

LOW PROFILE DOOR STOP

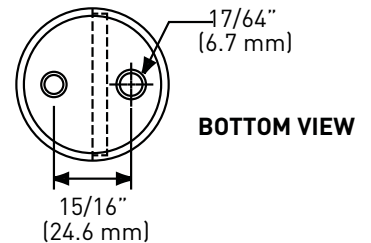
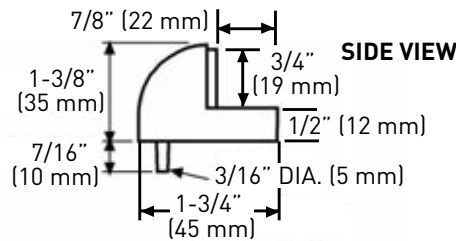
25-4609SN

20



### HIGH PROFILE FLOOR STOP

- > ZINC DIE-CAST CONSTRUCTION
- > COMPLETE WITH SCREW AND EXPANSION SHIELD
- > RUBBER BUMPER



DULL CHROME

CASE  
PACK

POLY BAGGED WITH UPC

HIGH PROFILE DOOR STOP

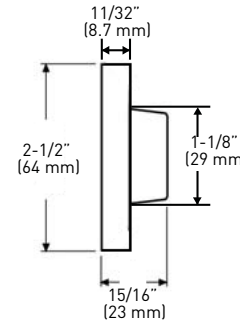
25-4610DC

20



### CONCAVE WALL STOP

- > ZINC DIE-CAST CONSTRUCTION
- > COMPLETE WITH SCREW AND EXPANSION SHIELD
- > RUBBER BUMPER



POLY BAGGED WITH UPC

DULL CHROME

15  
SATIN NICKEL

CASE  
PACK

CONCAVE WALL STOP

25-4612DC

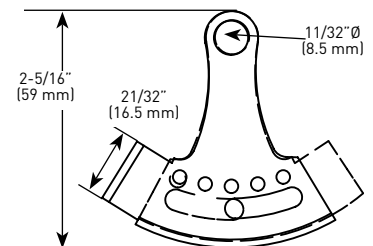
25-54612SN

20



### HEAVY DUTY GAUGE STEEL HINGE PIN DOOR STOP

- > STEEL CONSTRUCTION
- > COMPLETE WITH RUBBER STOPS



POLY BAGGED WITH UPC

10B  
OIL RUBBED BRONZE

15  
SATIN  
NICKEL

26  
POLISHED  
CHROME

CASE  
PACK

HEAVY DUTY GAUGE STEEL HINGE PIN DOOR STOP

25-46360RB

25-4636SN

25-4636PC

24

