


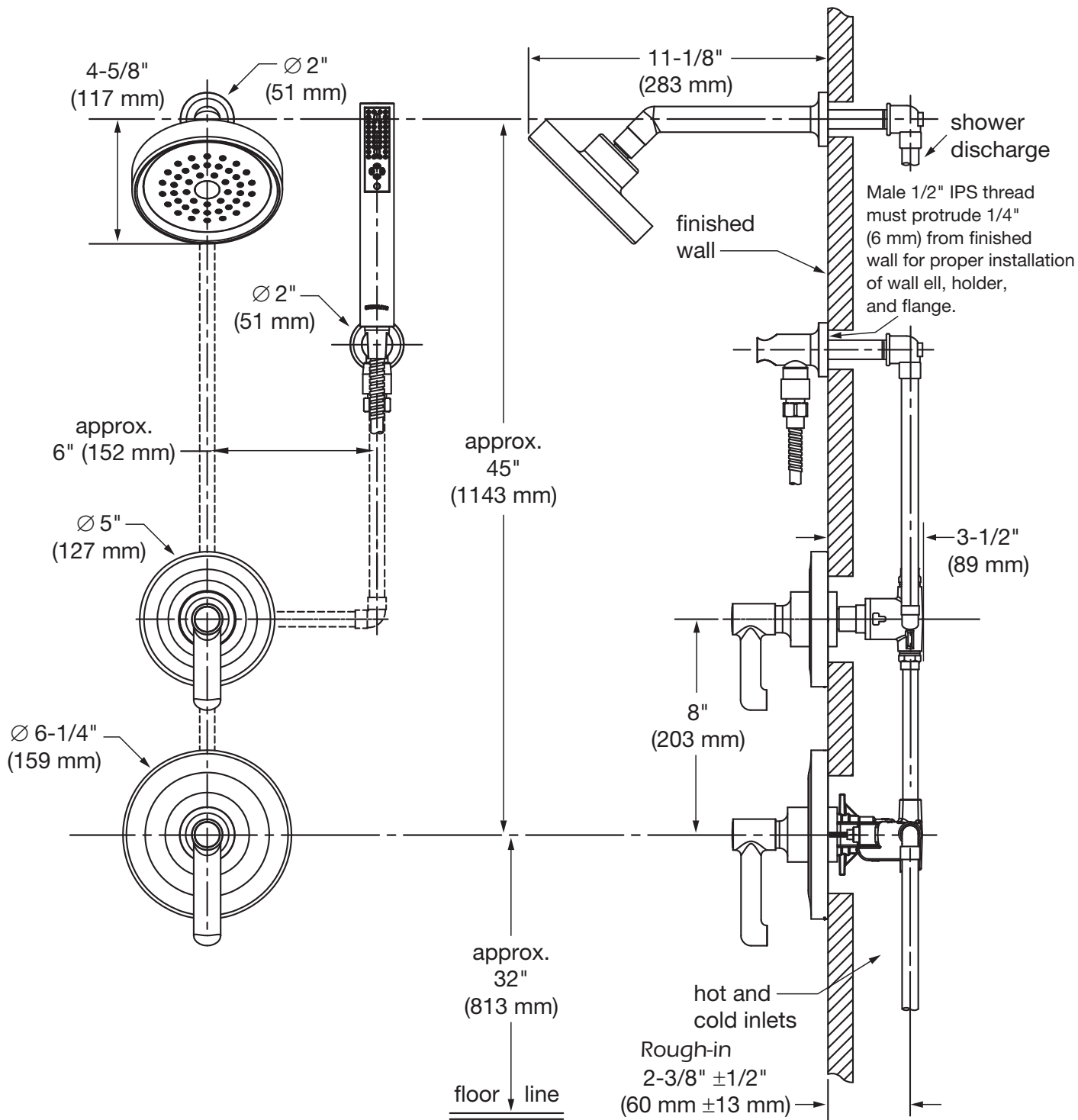




5305-TRM, 5305TRMTC
Shower/Hand Shower Trim
Specification Submittal

Feature Highlights	Options/Modifications
<ul style="list-style-type: none"> Museo Shower/Hand Shower Trim Requires Temptrol® Pressure Balancing Shower Valve Requires Symmons Dual Outlet Diverter Valve Metal lever handles Cradle for hand shower wand Dual checks for backflow protection 60" flexible metal hose 2 mode hand shower wand 1 mode showerhead 2.5 gpm (9.5 L/min) flow restrictors Tub spout not included Components shall be metal and nonmetallic construction, plated in standard Polished Chrome finish Available with TA-10 flow control spindle and T-12A cap assembly for Temptrol valve bodies installed with Test Cap (order p/n 5305TRMTC) For optional in-line vacuum breaker order p/n EF-109 	<ul style="list-style-type: none"> <input type="checkbox"/> -1.5  1.5 gpm (5.7 L/min) flow restrictor <input type="checkbox"/> -2.0 2.0 gpm (7.6 L/min) flow restrictor <input type="checkbox"/> -72 72" hose in place of 60" hose <input type="checkbox"/> -532HSB 30" slide bar in place of wall cradle <input type="checkbox"/> -ADACHS ADA hand shower wand (chrome) <input type="checkbox"/> -ADAHS ADA hand shower wand (white) <input type="checkbox"/> -H321-V 1 mode hand shower unit with slide bar <input type="checkbox"/> -H323-V 3 mode hand shower unit with slide bar <input type="checkbox"/> -H323-V-48 3 mode hand shower unit with 48" slide bar <input type="checkbox"/> -H3524 24" decorative slide/grab bar with ADA wand <input type="checkbox"/> -H3536 36" decorative slide/grab bar with ADA wand <input type="checkbox"/> -L1 Less showerhead <input type="checkbox"/> -L2 Less hand shower wand <input type="checkbox"/> -L3 Less showerhead & hand shower wand <input type="checkbox"/> -LP  Loop handle <input type="checkbox"/> -QD Quick-disconnect on hand shower units <input type="checkbox"/> -R 60" white vinyl hose in place of 60" metal hose <input type="checkbox"/> -REB Rebuild trim kit, includes TA-10 and TA-4 <input type="checkbox"/> -T724 24" slide bar/grab bar with ADA wand <input type="checkbox"/> -T736 36" slide bar/grab bar with ADA wand <input type="checkbox"/> -T748 48" slide bar/grab bar with ADA wand <input type="checkbox"/> -VB Elevated vacuum breaker <input type="checkbox"/> -VP Vandal resistant escutcheon screws in place of standard screws <input type="checkbox"/> -BLK Polished Graphite finish <input type="checkbox"/> -STN Satin Nickel finish
<p>Model Numbers</p> <ul style="list-style-type: none"> <input type="checkbox"/> 5305-TRM Shower/Hand Shower Trim, Temptrol Pressure Balancing Shower Valve and Symmons Dual Outlet Diverter valve ordered separately <input type="checkbox"/> 5305TRMTC Shower/Hand Shower Trim with TA-10 flow control spindle and T-12A cap assembly, must order Temptrol valve with Test Cap 	<p>Note: Append appropriate -suffix to model number.</p>
<p>Compliance</p> <ul style="list-style-type: none"> ASME A112.18.1/CSA B125.1 	
<p>Warranty</p> <p>Limited Lifetime - to the original end purchaser in consumer/residential installations. 5 Years - for industrial/commercial installations. Refer to www.symmons.com/warranty for complete warranty information. Go to www.symmons.com/register to register your Symmons product.</p>	

Dimensions



Notes:

- 1) Valve body and piping not included and shown as reference only.
- 2) Plaster shield (p/n T-176) for dry wall, plaster or other type walls 1/2" or greater.
- 3) All dimensions measured from nominal rough-in.
- 4) Dimensions subject to change without notice.