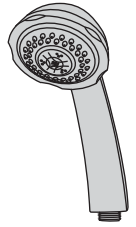








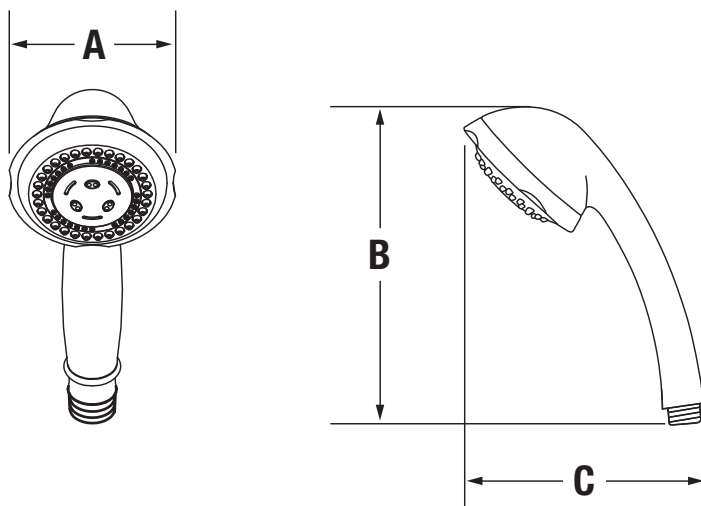
Location:



552W
 Elm™ 3 Mode Hand Shower
 Specification Submittal

Model Number	Specifications
<input type="checkbox"/> 552W <i>Elm 3 Mode Hand Shower</i>	3 mode hand shower wand with standard 2.5 gpm (9.5 L/min) flow restrictor made from plastic materials in standard polished chrome finish.
Modifications	Compliance
<input type="checkbox"/> -1.5  1.5 gpm (5.7 L/min) flow restrictor <input type="checkbox"/> -2.0  2.0 gpm (7.6 L/min) flow restrictor <input type="checkbox"/> -SBZ Seasoned bronze finish <input type="checkbox"/> -STN Satin nickel finish <p>Note: Append appropriate -suffix to model number.</p>	-ASME A112.18.1/CSA B125.1 -WaterSense (2.0 gpm) <div style="display: flex; justify-content: space-around; align-items: center;">   </div> Warranty Limited Lifetime - to the original end purchaser in consumer installations. 5 Years - for commercial installations. Refer to www.symmons.com/warranty for complete warranty information.

Modifications



Measurements	
A	3 1/4", 83 mm
B	7 1/2", 191 mm
C	5", 127 mm

Note: Dimensions are subject to change without notice.