







Location:

# SYMMONS<sup>®</sup> Carrington<sup>®</sup>

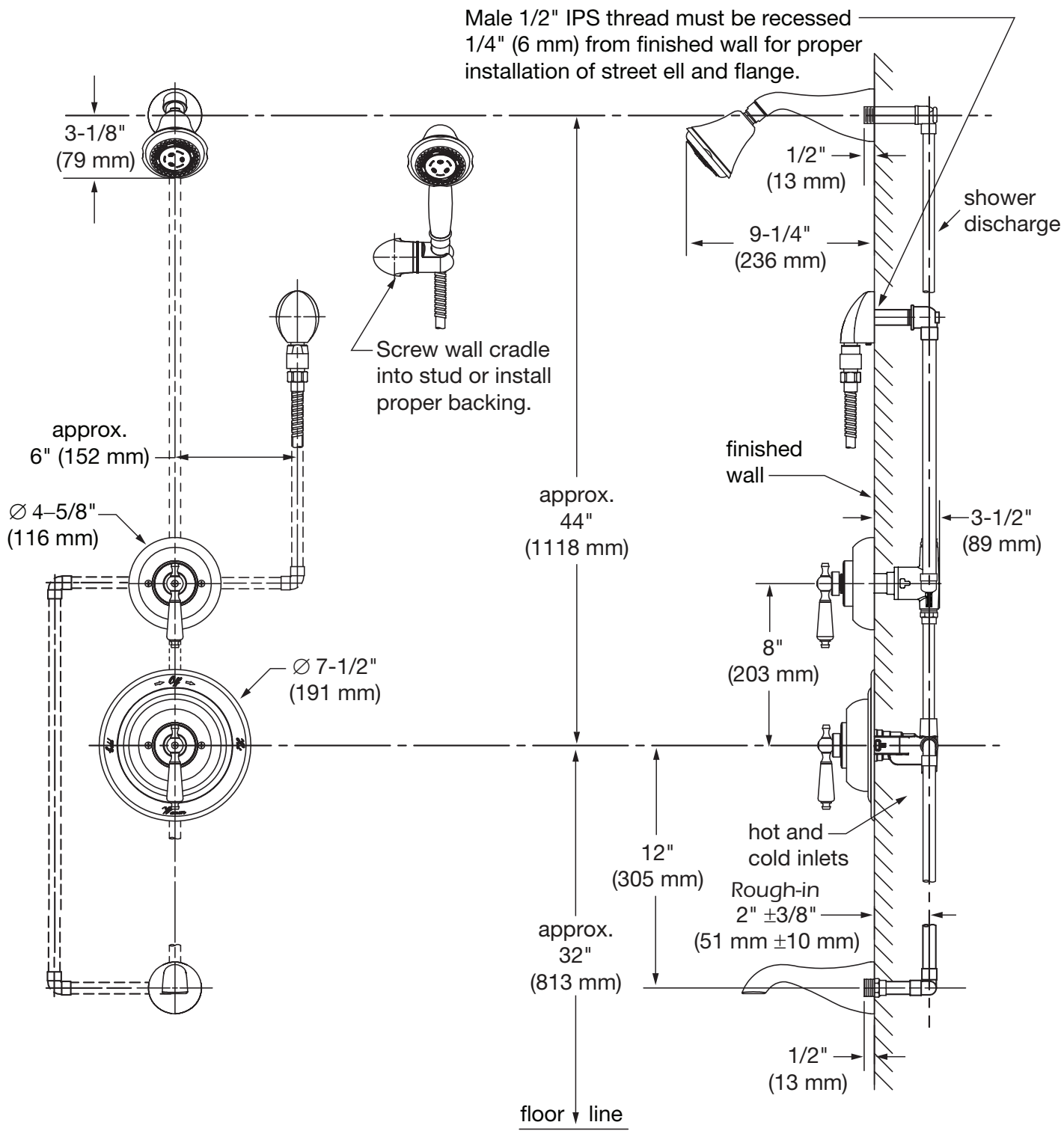
the smart choice<sup>™</sup>

4406-TRM, 4406TRMTC  
Tub/Shower/Hand Shower Trim  
**Specification Submittal**



Feature Highlights	Options/Modifications
<ul style="list-style-type: none"> <li>Carrington Tub/Shower/Hand Shower Trim</li> <li>Requires Temptrol<sup>®</sup> Pressure Balancing Tub/Shower Valve</li> <li>Requires Symmons Triple Outlet Diverter Valve</li> <li>Metal lever handles</li> <li>Cradle for hand shower wand</li> <li>6-1/2" non-diverter tub spout</li> <li>Dual checks for backflow protection</li> <li>60" flexible metal hose</li> <li>3 mode hand shower wand</li> <li>3 mode showerhead</li> <li>2.5 gpm (9.5 L/min) flow restrictors</li> <li>Components shall be metal and nonmetallic construction, plated in standard Polished Chrome finish</li> <li>Available with TA-10 flow control spindle and T-12A cap assembly for Temptrol valve bodies installed with Test Cap (order p/n 4406TRMTC)</li> <li>For optional in-line vacuum breaker order p/n EF-109</li> </ul>	<ul style="list-style-type: none"> <li><input type="checkbox"/> <b>-1.5</b>  1.5 gpm (5.7 L/min) flow restrictor</li> <li><input type="checkbox"/> <b>-2.0</b> 2.0 gpm (7.6 L/min) flow restrictor</li> <li><input type="checkbox"/> <b>-72</b> 72" hose in place of 60" hose</li> <li><input type="checkbox"/> <b>-442HSB</b> 30" slide bar in place of wall cradle</li> <li><input type="checkbox"/> <b>-ADACHS</b> ADA hand shower wand (chrome)</li> <li><input type="checkbox"/> <b>-ADAHS</b> ADA hand shower wand (white)</li> <li><input type="checkbox"/> <b>-H321-V</b> 1 mode hand shower unit with slide bar</li> <li><input type="checkbox"/> <b>-H323-V</b> 3 mode hand shower unit with slide bar</li> <li><input type="checkbox"/> <b>-H323-V-48</b> 3 mode hand shower unit with 48" slide bar</li> <li><input type="checkbox"/> <b>-H3524</b> 24" decorative slide/grab bar with ADA wand</li> <li><input type="checkbox"/> <b>-H3536</b> 36" decorative slide/grab bar with ADA wand</li> <li><input type="checkbox"/> <b>-L1</b> Less showerhead</li> <li><input type="checkbox"/> <b>-L2</b> Less hand shower wand</li> <li><input type="checkbox"/> <b>-L3</b> Less showerhead &amp; hand shower wand</li> <li><input type="checkbox"/> <b>-LAM</b>  Metal finish insert handle</li> <li><input type="checkbox"/> <b>-LP</b>  Loop handle</li> <li><input type="checkbox"/> <b>-QD</b> Quick-disconnect on hand shower units</li> <li><input type="checkbox"/> <b>-R</b> 60" white vinyl hose in place of 60" metal hose</li> <li><input type="checkbox"/> <b>-REB</b> Rebuild trim kit, includes TA-10 and TA-4</li> <li><input type="checkbox"/> <b>-T724</b> 24" slide bar/grab bar with ADA wand</li> <li><input type="checkbox"/> <b>-T736</b> 36" slide bar/grab bar with ADA wand</li> <li><input type="checkbox"/> <b>-T748</b> 48" slide bar/grab bar with ADA wand</li> <li><input type="checkbox"/> <b>-VB</b> Elevated vacuum breaker</li> <li><input type="checkbox"/> <b>-VP</b> Vandal resistant escutcheon screws in place of standard screws</li> <li><input type="checkbox"/> <b>-STN</b> Satin Nickel finish</li> </ul>
<h3 style="margin: 0;">Model Numbers</h3> <ul style="list-style-type: none"> <li><input type="checkbox"/> <b>4406-TRM</b> Tub/Shower/Hand Shower Trim, Temptrol Pressure Balancing Tub/Shower Valve and Symmons Triple Outlet Diverter valve ordered separately</li> <li><input type="checkbox"/> <b>4406TRMTC</b> Tub/Shower/Hand Shower Trim with TA-10 flow control spindle and T-12A cap assembly, must order Temptrol valve with Test Cap</li> </ul>	
<h3 style="margin: 0;">Compliance</h3> <ul style="list-style-type: none"> <li>ASME A112.18.1/CSA B125.1</li> </ul> <div style="text-align: right; margin-top: 10px;">  </div>	
<h3 style="margin: 0;">Warranty</h3> <p><b>Limited Lifetime</b> - to the original end purchaser in consumer/residential installations.  <b>5 Years</b> - for industrial/commercial installations.  Refer to <a href="http://www.symmons.com/warranty">www.symmons.com/warranty</a> for complete warranty information.  Go to <a href="http://www.symmons.com/register">www.symmons.com/register</a> to register your Symmons product.</p>	<p><b>Note:</b> Append appropriate -suffix to model number.</p>

## Dimensions



### Notes:

- 1) Valve body and piping not included and shown as reference only.
- 2) Plaster shield (p/n T-176) for dry wall, plaster or other type walls 1/2" or greater.
- 3) All dimensions measured from nominal rough-in.
- 4) Dimensions subject to change without notice.