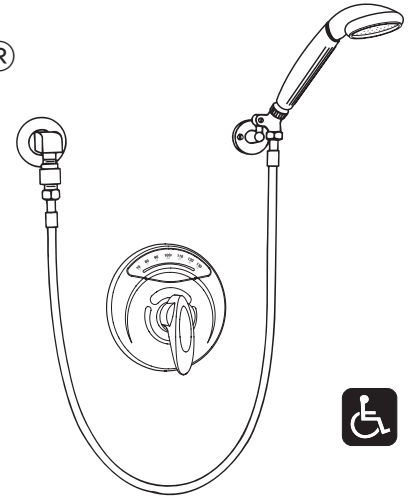



Location:

# SYMMONS® Visu-Temp®

## Hand Shower System, 1-25VT-FS Specification Submittal



### Feature Highlights

- Symmons Visu-Temp® pressure-balancing mixing valve with Clear-vue™ thermometer and adjustable stop screw to limit handle turn, #VT-1
- Euro-flo single mode wall/hand shower with flexible metal hose, in-line vacuum breaker, wall connection and flange, #FS-KIT that includes wand #460C
- Standard flow rate is 2.5 gpm (9.5 L/min)  
*Optional lower flow rate restrictor available* 
- Polished chrome finish (standard)

### Model Numbers

- 1-25VT-FS  
Hand Shower System with Symmons Visu-Temp® pressure-balancing mixing valve

### Finish Options / Modifications

*Append appropriate -suffix to model number*

- STN Satin nickel
- Polished chrome (standard finish)

### Standards / Certifications

ASME A112.18.1/CSA B125.1





### Warranty

- Limited Lifetime - to the original end purchaser in consumer installations.
- 5 years - for commercial installations

### Options / Modifications

*Append appropriate -suffix to model number*

- X Symmons Temptrol mixing valve includes integral service stops to allow water shut-off for service
- CHKS Integral check stops - for use in installations where a positive shut-off device is used downstream of mixing valve
- REV Reverse coring in valve for back to back installations; hot on right, cold on left, only available with integral stops, option -X
-  -2.0 2.0 gpm (7.6 L/min) flow rate restrictor (Requires substituting hand shower wand with #EF-100)
-  -1.5 1.5 gpm (5.7 L/min) flow rate restrictor (Requires substituting hand shower wand with #EF-100)
- 72 6 foot hand shower hose in place of standard 5 foot hose
- R Vinyl hose in place of flexible metal hose
- L/HS Hand Shower wand not included, Includes hose, in-line vacuum breaker, wall connections and flange
- QD Quick-disconnect on hand shower
- VP Vandal resistant
- VB Elevated vacuum breaker in place of in-line vacuum breaker

## Dimensions *Visu-Temp Hand Shower System, 1-25VT-FS*

Male 1/2" I.P.S. thread must protrude 3/8" (10mm) from finished wall for proper installation of street ell and flange.

