









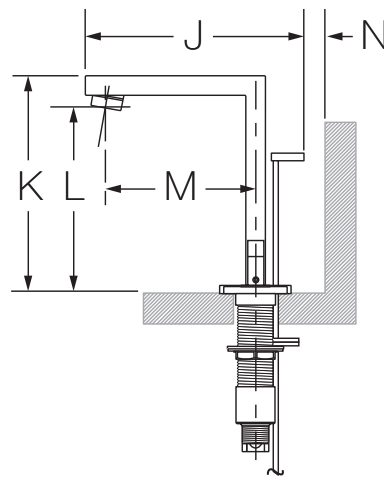
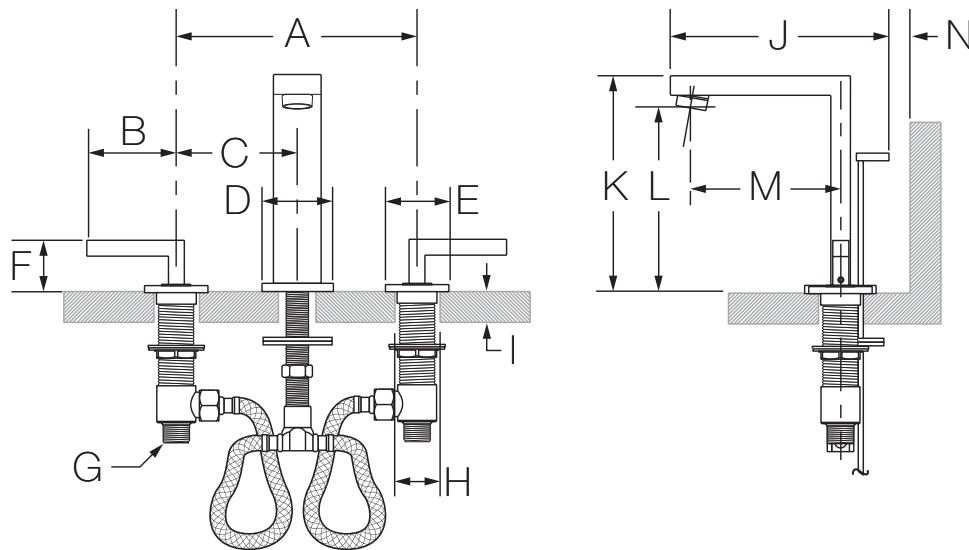
Location:



SLW-3612-1.5
Two Handle Widespread Lavatory Faucet
Specification Submittal

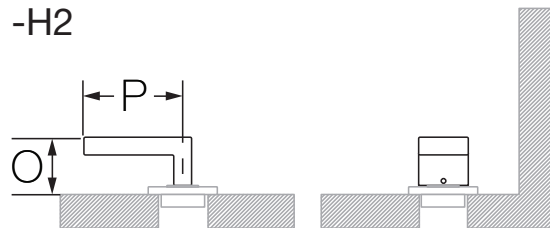
Model Numbers	Feature Highlights
<input type="checkbox"/> SLW-3612-1.5 <i>Two Handle Widespread Lavatory Faucet</i>	<ul style="list-style-type: none"> • 8" to 16" mount configuration • Quarter turn ceramic cartridges • 1/2" IPS inlet connections • 6-5/8" height • Lift rod and metal drain assembly • Standard 1.5 gpm (5.7 L/min) flow rate • Faucet shall be metal construction, plated in standard polished chrome finish
Finish Options/Modifications	Compliance
<input type="checkbox"/> -0.5  <i>0.5 gpm (1.9 L/min) flow restrictor</i> <input type="checkbox"/> -1.0  <i>1.0 gpm (3.8 L/min) flow restrictor</i> <input type="checkbox"/> Delete Suffix 1.5 <i>2.2 gpm (8.3 L/min) flow restrictor</i> <input type="checkbox"/> -H2  <i>Alternative lever handle (Chrome and Satin Nickel only)</i> <input type="checkbox"/> -H3  <i>Alternative lever handle (Chrome and Satin Nickel only)</i> <input type="checkbox"/> -BBZ <i>Brushed Bronze finish</i> <input type="checkbox"/> -MB <i>Matte Black finish</i> <input type="checkbox"/> -STN <i>Satin Nickel finish</i>	<p>-ASME A112.18.1/CSA B125.1 -NSF/ANSI 61.9; NSF/ANSI 372 -WaterSense 1.5 gpm, 1.0 gpm</p>  
<p>Note: Append appropriate -suffix to model number.</p>	<h3>Warranty</h3> <p>Limited Lifetime - to the original end purchaser in consumer/residential installations. 5 Years - for industrial/commercial installations. Refer to www.symmons.com/warranty for complete warranty information.</p>

Dimensions

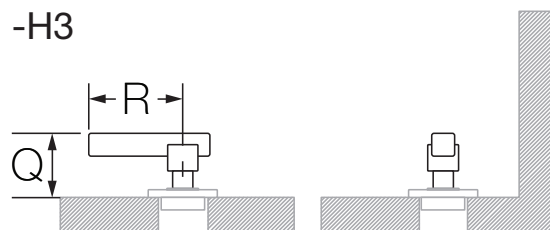


Measurements	
A	Min. 8", 203 mm Max. 16", 406 mm
B	2-3/4", 70 mm
C	4", 102 mm
D	2-1/8", 54 mm
E	2", 51 mm
F	1-5/8", 40 mm
G	1/2-14 NPSM
H	(3x) Hole size Min. Ø 1-1/4", 32 mm Max. Ø 1-3/8", 35 mm
I	Deck Thickness Ref. Min. 7/8", 22 mm Max. 2-3/8", 60 mm
J	6-3/8", 161 mm
K	6-5/8", 170 mm
L	5-5/8", 143 mm
M	4-5/8", 116 mm
N	Min. 1/2", 13 mm
O	1-5/8", 41 mm
P	2-3/4", 70 mm
Q	1-3/4", 44 mm
R	2-5/8", 67 mm

-H2



-H3



Note: Dimensions subject to change without notice.