



Location:

5502-TRM, 5502TRMTC
Tub/Shower Trim
Specification Submittal



Feature Highlights

- Elm Tub/Shower Trim
- Requires Temptrol® Pressure Balancing Tub/Shower Valve
- Metal lever handle
- 5-7/8" diverter tub spout
- 5 mode showerhead
- 2.5 gpm (9.5 L/min) flow restrictor
- Components shall be metal and nonmetallic construction, plated in standard Polished Chrome finish
- Available with TA-10 flow control spindle and T-12A cap assembly for Temptrol valve bodies installed with Test Cap (order p/n 5502TRMTC)

Model Numbers

- 5502-TRM**
Tub/Shower Trim, Temptrol Pressure Balancing Tub/Shower Valve ordered separately
- 5502TRMTC**
Tub/Shower Trim with TA-10 flow control spindle and T-12A cap assembly, must order Temptrol valve with Test Cap

Compliance




- ASME A112.18.1/CSA B125.1



Warranty

Limited Lifetime - to the original end purchaser in consumer/residential installations.
5 Years - for industrial/commercial installations.
 Refer to www.symmons.com/warranty for complete warranty information.
 Go to www.symmons.com/register to register your Symmons product.

Options/Modifications

- 1.5**  1.5 gpm (5.7 L/min) flow restrictor
- 2.0** 2.0 gpm (7.6 L/min) flow restrictor
- EX** Exposed column/slide bar, hand shower bracket and hand shower wand (35EX)
- L1** Less showerhead
- LP**  Loop handle
- LR**  Lever handle
- REB** Rebuild trim kit, includes TA-10 and TA-4
- SS** Slip Spout
- VP** Vandal resistant escutcheon screws in place of standard screws
- SBZ** Seasoned Bronze
- STN** Satin Nickel finish

Note: Append appropriate -suffix to model number.

