


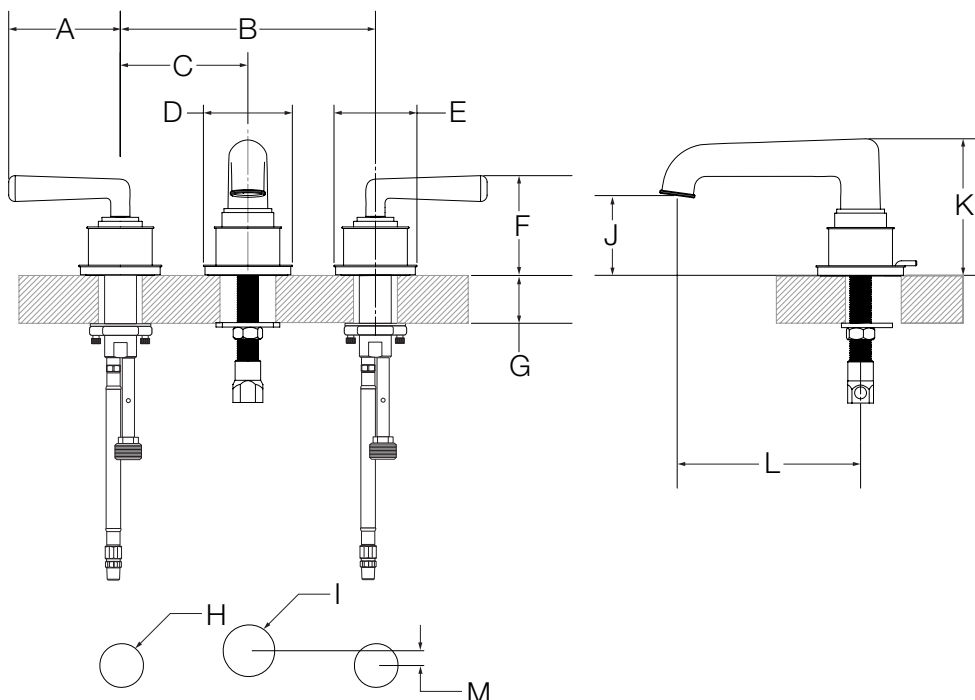


SLW-0323
Two Handle Widespread Lavatory Faucet
Installation Guide



<p>Model Numbers</p>	<p>Specification</p>
<p><input type="checkbox"/> SLW-0323 <i>Two Handle Widespread Lavatory Faucet</i></p>	<p>Two Handle Widespread Lavatory Faucet featuring 8"-16" mount shall include quarter turn ceramic cartridges, 1/2" IPS inlet connections, metal drain assembly and 2.2 gpm (8.3 L/min) aerator. Faucet shall be made from metal construction, plated in standard polished chrome finish.</p> 
<p>Modifications</p> <p><input type="checkbox"/> -1.5  <i>1.5 gpm (5.7 L/min) flow restrictor</i></p> <p><input type="checkbox"/> -STN <i>Satin Nickel finish</i></p> <p>Note: Append appropriate -suffix to model number.</p>	
<p>Warranty</p>	
<p>Limited Lifetime - to the original end purchaser in consumer/residential installations. 5 Years - for industrial/commercial installations. Refer to www.symmons.com/warranty for complete warranty information.</p>	<p>Compliance</p> <p>-ASME A112.18.1/CSA B125.1 -NSF/ANSI 61.9, NSF/ANSI 372</p> 

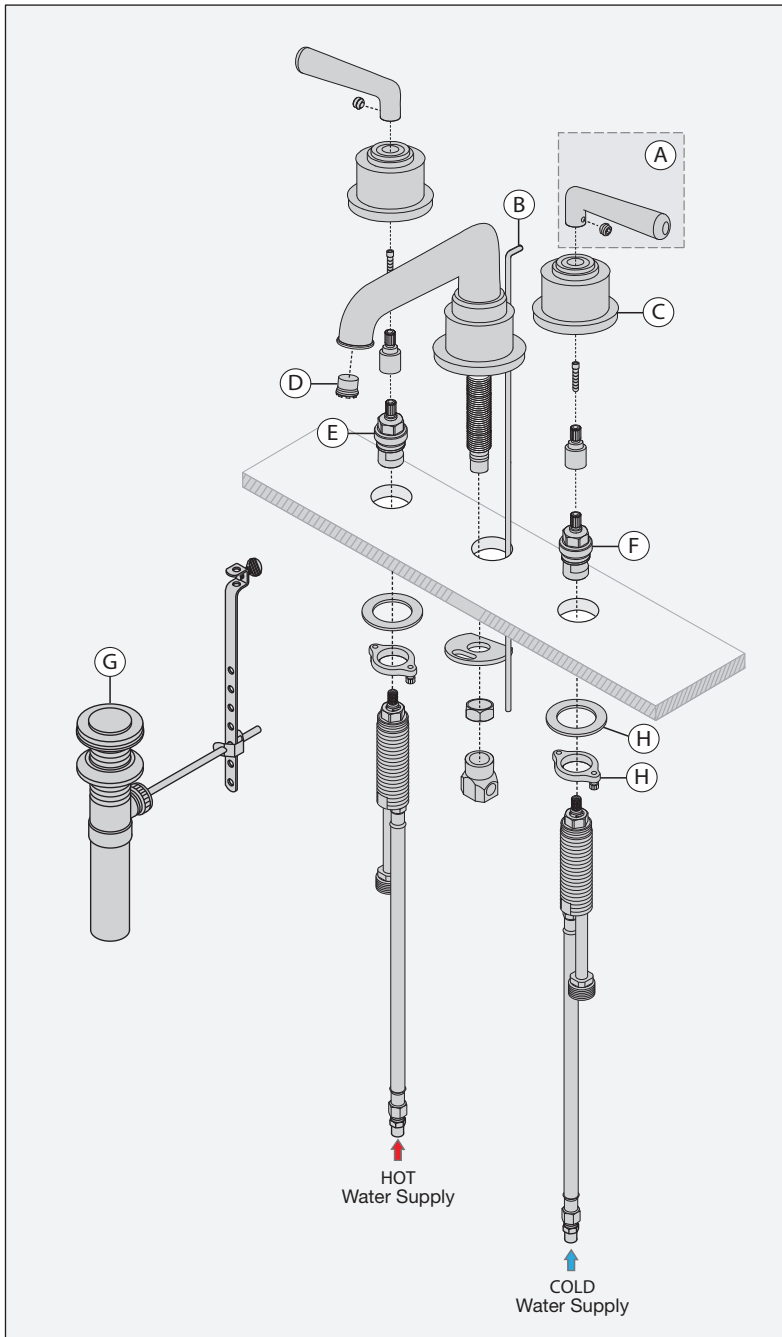
Dimensions



Measurements	
A	3-1/2", 89 mm
B	8", 203 mm
C	4", 102 mm
D	Ø 2-13/16", 71 mm
E	Ø 2-5/8", 66 mm
F	3-1/8", 79 mm
G	Deck Reference 1-1/2", 38 mm
H	Handle Hole Size Ø 1-3/8", 35 mm
I	Spout Hole Size Ø 1-3/4", 41 mm
J	2-1/2", 64 mm
K	4-1/4", 109 mm
L	5-3/4", 146 mm
M	7/16", 12 mm

Note: Dimensions subject to change without notice.


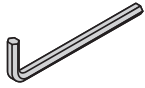


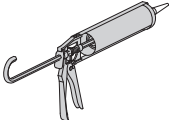
Parts Breakdown



Replacement Parts

Item	Description	Part Number
A	Handle Kit	RL-301
B	Lift Rod	RL-302
C	Handle Escutcheon	RL-303
D	2.2 Aerator 1.0 Aerator	LN-333-KIT LN-742-KIT
E	Hot Cartridge	KN-114
F	Cold Cartridge	KN-113
G	Metal Drain	RL-154LR
H	Mounting Hardware	RL-187

Tools Required for Installation

Adjustable Wrench	
Allen Wrench: Handle (2 mm) Adapter (3 mm)	
Plumber Tape	
Plumber Putty	
Silicone	

Installation Notes:

- 1) Apply a bead of silicone around the perimeter of all faucet trim installed to deck surface.
- 2) Apply plumber tape to threaded connections as necessary. DO NOT use plumber tape on fittings with face seal washers or o-rings.
- 3) DO NOT OVERTIGHTEN fittings with face seal washers or o-rings.

⚠ WARNING: This product can expose you to chemicals including lead, which is known to the state of California to cause cancer, birth defects, or other reproductive harm. For more information, go to www.P65Warnings.ca.gov.