


HydroTec™

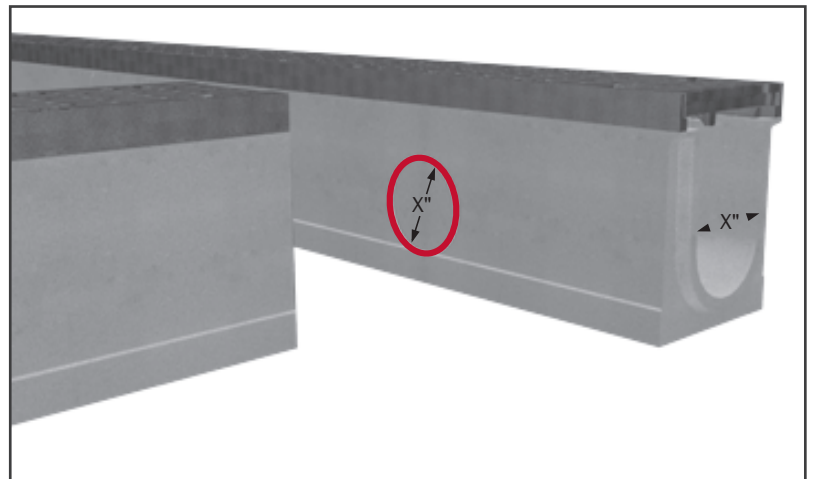
▶▶ Guide for Field-Fab Tee Joints

Tee and cross-joints can be fabricated in the field for Maxi and Top systems. Intersecting channels must be of the same overall height/profile.

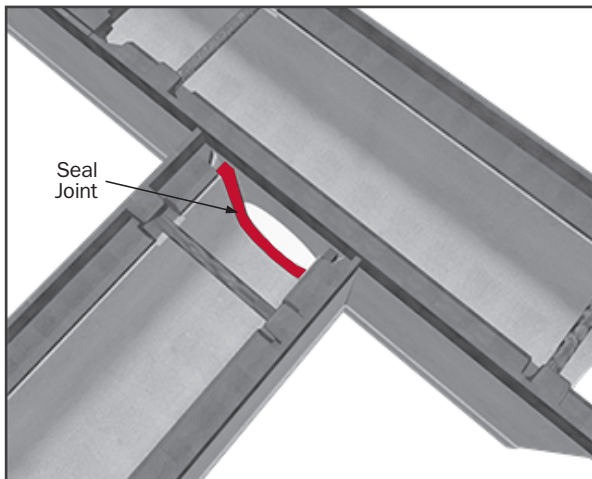
Always follow local plumbing codes. Wear gloves and eye protection while cutting/assembling




Confirm channels are the same height and internal diameter. Remove flanged end (approx 0.3") from "branch" section if necessary.



Determine location for branch and cut/drill an opening into "trunk" section that matches the internal diameter. The bottom of the opening hole should align with the bottom of the channel in the trunk section.



Align the branch section with the opening hole and butt the branch as closely as possible against the side wall of the trunk section. Use a one-part epoxy to seal the joint between the branch and trunk sections.



Attach grating and visually inspect the new joint for level appearance. Continue with installation of trench sections and preparation for concrete slab pour.