

SSST-3696-1 Subway Tile Panel

Model number:

SSST369601

Dimensions: 1/4" x 36" x 96" **Installation:** Glue up

Material: Swanstone

Standard Features:


- Classic look of Subway tile brings timeless elegance to your bath.
- 3" x 6" subway tile pattern.
- No grout to maintain; will not mold or mildew.
- Durable and easy to clean; virtually maintenance-free
- Easier to install than tile; ideal for remodeling as panels glue up over existing surface.
- Kit includes one panel and installation instructions.

Product characteristics:

- Bestseller
- Traditional Design
- Easy to Clean

Warranty:

Lifetime limited




Standard colors:



White (010)



Bisque (018)



Bone (037)

Certifications

Swan products adhere to one or more of the following certifications:



SSST-3696-1 Subway Tile Panel

Model number:

SSST369601

Dimensions: 1/4" x 36" x 96" Installation: Glue up

Material: Swanstone




Swanstone Subway Tile Bath Wall Single Panel

Manufactured from Swanstone solid surface
(See page 2 for detailed information.)
Recommended for high-use traffic areas and commercial surfaces.

WARRANTY
Limited Lifetime – Residential
Limited 30-year – Commercial

FEATURES

- Classic look of 3 x 6-inch subway tile provides timeless elegance for your bath.
- No grout to maintain; will not mold or mildew.
- Ideal for remodeling, panels glue up over existing surface.
- Coordinates with other Swanstone bath products.
- Can be easily trimmed to fit any shower application.
- Widest range of sizes to fit most any project.
- Heat resistant—walls can handle steamer units.
- Compression molding means superior durability.



Single Panel Shower Walls

36" wide x 96" high (914 mm x 2438 mm)
62" wide x 96" high (1575 mm x 2438 mm)

SPECIFICATIONS

Swanstone Subway Tile Bath Wall Single Panel

Model	Part	Nominal Dimensions	Ship Wt. Lb.	Ship FedEx	Carton Dims. In.	Cu. Ft.
SSST-3696-1	SSST369601	36" W x 96" H	96	-	42 x 4 x 102	10
SSST-6296-1	SSST629601	62" W x 96" H	108	-	68 x 4 x 102	16.06

Kit Includes: One flat wall panel. It may be necessary to combine cartons to accommodate desired installation area. No installation materials provided. Order one **SS-72** installation kit per **SSST-3696** panel; the **SSST-6296** requires two installation kits per panel.

Packaging: Each kit is packed in an individual carton.

ACCESSORIES

See page 36 for complete listing of all wall accessories.

STANDARDS AND RATINGS

American Society of Testing and Materials (ASTM) E-84: Class A Flame Spread Rating
American National Standard Institute—ANSI Z124.6
International Association of Plumbing and Mechanical Officials (IAPMO)—Listed cUPC listed—Certified to CSA Test Standard B45.5 by IAPMO
Uniform Plumbing Code (UPC)

For a complete list of tests and results see the Technical Data Sheet.

SUPPORT DOCUMENTS

Installation instructions available at swanstone.com.

COLORS

Solid Colors:

- White (010)
- Bisque (018)
- Bone (037)

Aggregate Colors:

- Arctic Granite (035)
- Baby's Breath (168)
- Barley (091)
- Bermuda Sand (040)
- Canyon (124)
- Cloud Bone (126)
- Cloud White (125)
- Glacier (121)
- Golden Steppe (128)
- Gray Granite (042)
- Ice (130)
- Mountain Haze (129)
- Night Sky (012)
- Pebble (072)
- Prairie (122)
- Tahiti Desert (050)
- Tahiti Gray (053)
- Tahiti Ivory (059)
- Tahiti Matrix (058)
- Tahiti Sand (051)
- Tahiti White (011)
- Tundra (131)

Our Planet Colors

MAINTENANCE AND CLEANING INFORMATION

Clean regularly with common household liquid cleaners and rinse within five minutes of application. Occasional scrubbing with abrasive cleaners ensures that the original luster will be maintained. **Do not** use "leave on" cleaning products, such as automatic spray shower cleaners. Prolonged contact with harsh chemicals could have an adverse reaction over time and discolor surfaces. **Do not** use cleaning agents that caution use on acrylic, polyester or plastics.

MADE IN USA

30 | 095-06-19

Swan • (800)325-7008 • swanstone.com • help@swanstone.com

Dimensions:

1/4 x 36 x 96 in.

Weight:

96 lbs

Project:

Contractor:

Representative:

Date:

Tel:

Notes:

