

R-3660 36" x 60" Veritek Single Threshold Shower Pan

Model number:

Dimensions: 36" x 60" x 4"

Installation:

Material: Veritek



Standard Features:

- Will not mold or mildew, no grout to clean.
- Coordinates with Swanstone shower and bath systems.
- Pebbled, slip-resistant surface.
- Made of Veritek™ with no surface coating to chip or crack.

Product characteristics:

- Veritek compatible
- Molded-in FitFlo drain
- Textured Bottom Surface

Warranty:

Lifetime limited

Code Compliant:

ANSI


Standard colors:



White (010)



Bisque (018)



Bone (037)

Certifications

Swan products adhere to one or more of the following certifications:



Recommended products (Visit our website for a complete list of our recommended products)

No	Description
SW005033	MSMK96-3662 36" x 62" x 96" Swanstone Subway Tile Bath Wall Bath Kit
SW005037	MSMK84-3662 36" x 62" x 84" Swanstone Subway Tile Bath Wall Bath Kit
SW005041	MSMK72-3662 36" x 62" x 72" Swanstone Subway Tile Bath Wall Bath Kit

R-3660 36" x 60" Veritek Single Threshold Shower Pan

Model number:

Dimensions: 36" x 60" x 4"

Installation:

Material: Veritek



Veritek® Single Threshold Shower Pans With Fit-Flo™ Drain

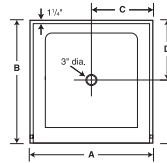
Manufactured from Veritek®
(See page 2 for detailed information.)

WARRANTY
Limited Lifetime – Residential
Limited 5-year – Commercial

FEATURES

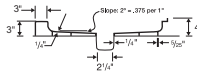
- Will not mold or mildew, no grout to clean.
- Coordinates with other Swanstone or Veritek® products.
- Textured, slip-resistant surface.
- Low 3" threshold
- Made of Veritek® with no surface coating to chip or crack.

Model	A	B	C	D
R-3660	60"	36"	30"	17"
R-4260	60"	42"	30"	20"



Model	Nominal Size	Rough-In Dimensions			
		A	B	C	D
R-3660	36" x 60"	60-3/8"	36-3/16"	30-3/16"	17-6/16"
R-4260	42" x 60"	60-3/8"	42-3/16"	30-3/16"	20-3/16"

IMPORTANT: Rough-in dimensions are provided for reference only. You must measure the actual shower pan and check local building code requirements before construction of the stud wall.



SPECIFICATIONS

Single Threshold Shower Pans With Fit-Flo™ Drain

Model	Part	Nominal Size Dimensions	Ship Wt. Lb.	Ship FedEx	Carton Dims. In.	Cu. Ft.
R-3660	FF03660MD	36" D x 60" W (914 mm x 1524 mm)	71	–	66 x 42 x 10	19
R-4260	FF04260MD	42" D x 60" W (1067 mm x 1524 mm)	79	–	66 x 48 x 10	22

Includes: One code-approved compression-molded Veritek® shower pan with molded-in Fit-Flo drain.
Packaging: Each pan packed in a rectangular carton.

COLORS

- Solid Colors:**
- White (010)
 - Bisque (018)
 - Bone (037)

STANDARDS AND RATINGS

American National Standard Institute—ANSI Z124.1.2
International Association of Plumbing and Mechanical Officials (IAPMO)—Listed
CSA Standard B45.5 by IAPMO
Uniform Plumbing Code (UPC)

For a complete list of tests and results see the Technical Data Sheet.

SUPPORT DOCUMENTS

Installation instructions available at swanstone.com.

MADE IN USA

58 | 095-06-19

Swan • (800)325-7008 • swanstone.com • help@swanstone.com

MAINTENANCE AND CLEANING INFORMATION

Clean regularly with common household liquid cleaners and a sponge or soft cloth. For hard water stains, scale removers can be used. If necessary, abrasive cleaners can be used with a nylon brush or pad to remove build up on the shower pan surface. **Do not use** a metal-scouring pad or a wire brush, as it will damage the surface. **Do not use** "leave on" cleaning products, such as automatic spray shower cleaners. Prolonged contact with harsh chemicals could have an adverse reaction over time and discolor surfaces. **Do not use** cleaning agents that caution use on acrylic, polyester or plastics.

Dimensions:

36 x 60 3/8 x 4 in.

Weight:

71 lbs

Shape:

Rectangular

Drain location:

Center

Installation:

Alcove

Project:

Contractor:

Representative:

Date:

Tel:

Notes:

