



**Accord®**  
60" x 30" bath w/ AIP backerboard  
**71141126**



### Features

- 15" (381 mm) apron.
- Aging in Place backerboard for future bath seat installation.
- Must be installed with Accord wall set (71244106)

### Material


- Made from solid Vikrell® material for strength, durability, and lasting beauty.

### Installation

- Alcove.
- Right drain.

### Recommended Products/Accessories

- 5425-57 Frameless sliding bath door
- 5425-59 Frameless sliding bath door
- 5905-59 Framed sliding bath door
- 5906-59 Framed sliding bath door
- 5907-59 Framed sliding bath door
- 542808-59 Frameless sliding bath door
- 581005-59 Frameless sliding bath door
- 80001012 12" straight grab bar
- 80001018 18" straight grab bar
- 80001024 24" straight grab bar
- 80011032 32" straight grab bar
- 80001036 36" straight grab bar
- VA-80172 30" x 35" window trim kit
- 71147103 30" tile bath/shower w/ADA-adaptable grab bar kit
- 71147104 30" bath seat kit
- K-23726 Drain treatment
- K-23733 Vikrell® cleaner



### Codes/Standards



CSA B45.5/IAPMO Z124  
ASTM E162  
ASTM E662

### Warranty – Bathing Fixtures (and) Kitchen and Utility Sinks Made of Solid Vikrell® Material

See website for detailed warranty information.

### Available Colors/Finishes

*Color tiles intended for reference only.*

| Color   | Code | Description    |
|---|------|----------------|
|  | 0    | White          |
|  | 96   | KOHLER Biscuit |

1-800-STERLING (1-800-783-7546)

Kohler Co. reserves the right to make revisions without notice to product specifications.

For the most current Specification Sheet, go to [www.sterlingplumbing.com](http://www.sterlingplumbing.com).

5-29-2021 21:15 - US/CA



**Accord®**  
60" x 30" bath w/ AIP backerboard  
**71141126**

No image available.  
This product is a component and not intended to be a standalone installation.

### **Technical Information**

All product dimensions are nominal.

Installation: Three-wall alcove  
Maximum door width: 56-3/4" (1441 mm)

### **Notes**

Install this product according to the installation instructions.