



Finesse™ Peak®

Headerless frameless pivot shower door

5698-39

Features

- Heavy 1/4" (6 mm) glass for strength and stability.
- CleanCoat®+ technology creates a protective barrier that repels water, prevents dirt and minerals from collecting, and makes it easier to remove hard water spots.

Technology

- Tempered glass ensures maximum safety and durability.

Installation

- Out-of-plumb adjustability simplifies installation.
- Door can be installed to open to the left or right to suit your bathroom layout.
- Not for use in hospitality.
- For residential use only.

Recommended Products/Accessories

K-23723 Faucet cleaner

Included Components

Additional Components:
Hardware kit



Codes/Standards

ANSI Z97.1







CPSC 16CFR 1201

STERLING® Warranty - Bath and Shower Doors

See website for detailed warranty information.

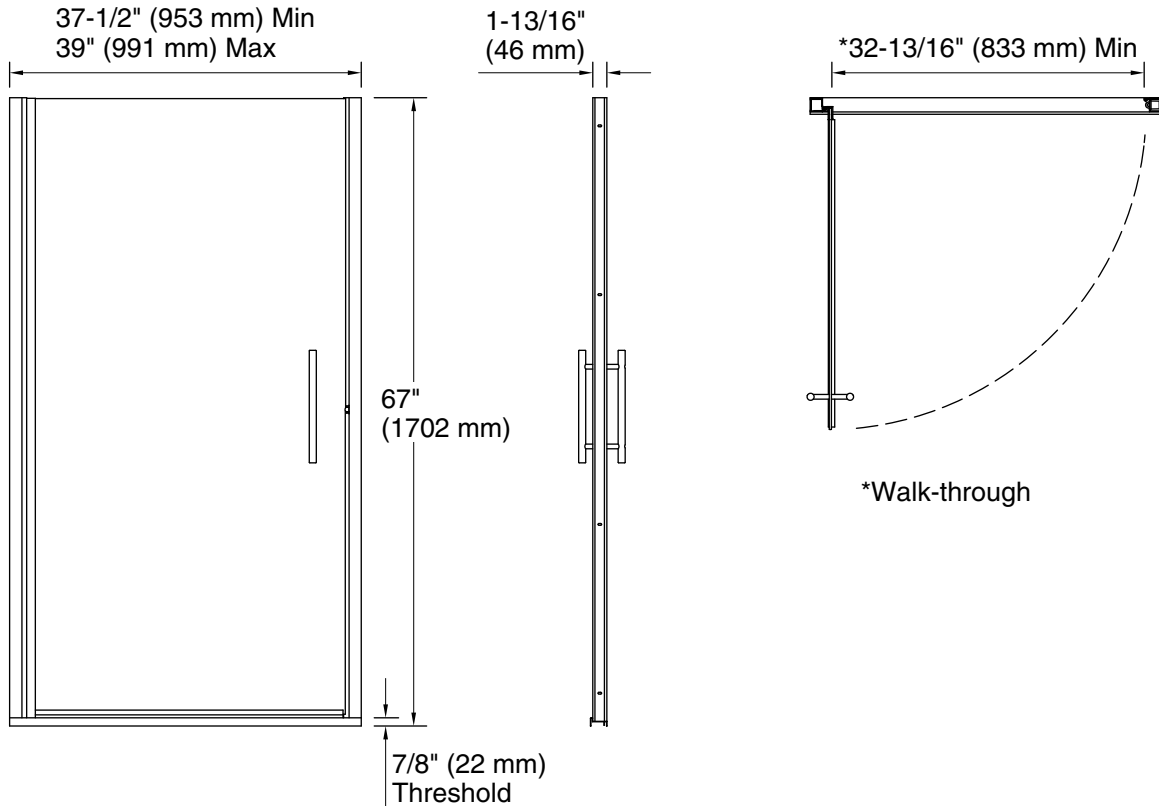
Available Colors/Finishes

Color tiles intended for reference only.

Color	Code	Description
	ADR	Anodized Deep Bronze
	ADR	Anodized Deep Bronze
	N	Nickel
	N	Nickel
	S	Silver
	S	Silver

Available Glass Options

Code	Description
G05	Clear
G03	Frosted



Technical Information

All product dimensions are nominal.

Installation type:	For shower base installation
Opening Width - Min:	37-1/2" (953 mm)
Opening Width - Max:	39" (991 mm)
Walk-through - Min:	32-13/16" (833 mm)
Base-To-Wall Radius - Max:	1/2" (13 mm)
Glass thickness:	1/4" (6 mm)
Glass coating:	CleanCoat®

Notes

Install this product according to the installation instructions.

The vertical opening should be a minimum of 67" (1702 mm) to allow for installation clearance.