



# Finesse™

## Headerless frameless pivot shower door

### 5690-34

#### Features

- Heavy 1/4" (6 mm) glass for strength and stability.
- CleanCoat®+ technology creates a protective barrier that repels water, prevents dirt and minerals from collecting, and makes it easier to remove hard water spots.

#### Technology

- Tempered glass ensures maximum safety and durability.

#### Installation

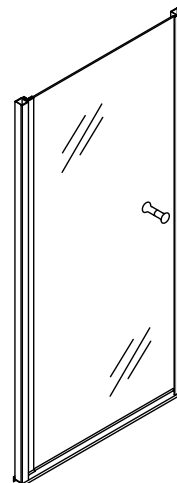
- Out-of-plumb adjustability simplifies installation.
- Door can be installed to open to the left or right to suit your bathroom layout.
- Not for use in hospitality.
- For residential use only.

#### Recommended Products/Accessories

K-23723 Faucet cleaner

#### Included Components

Additional Components:  
Hardware kit



#### Codes/Standards







ANSI Z97.1  
CPSC 16CFR 1201

#### STERLING® Warranty - Bath and Shower Doors

See website for detailed warranty information.

#### Available Colors/Finishes

*Color tiles intended for reference only.*

Color	Code	Description
	ADR	Anodized Deep Bronze
	ADR	Anodized Deep Bronze
	N	Nickel
	N	Nickel
	S	Silver
	S	Silver

#### Available Glass Options

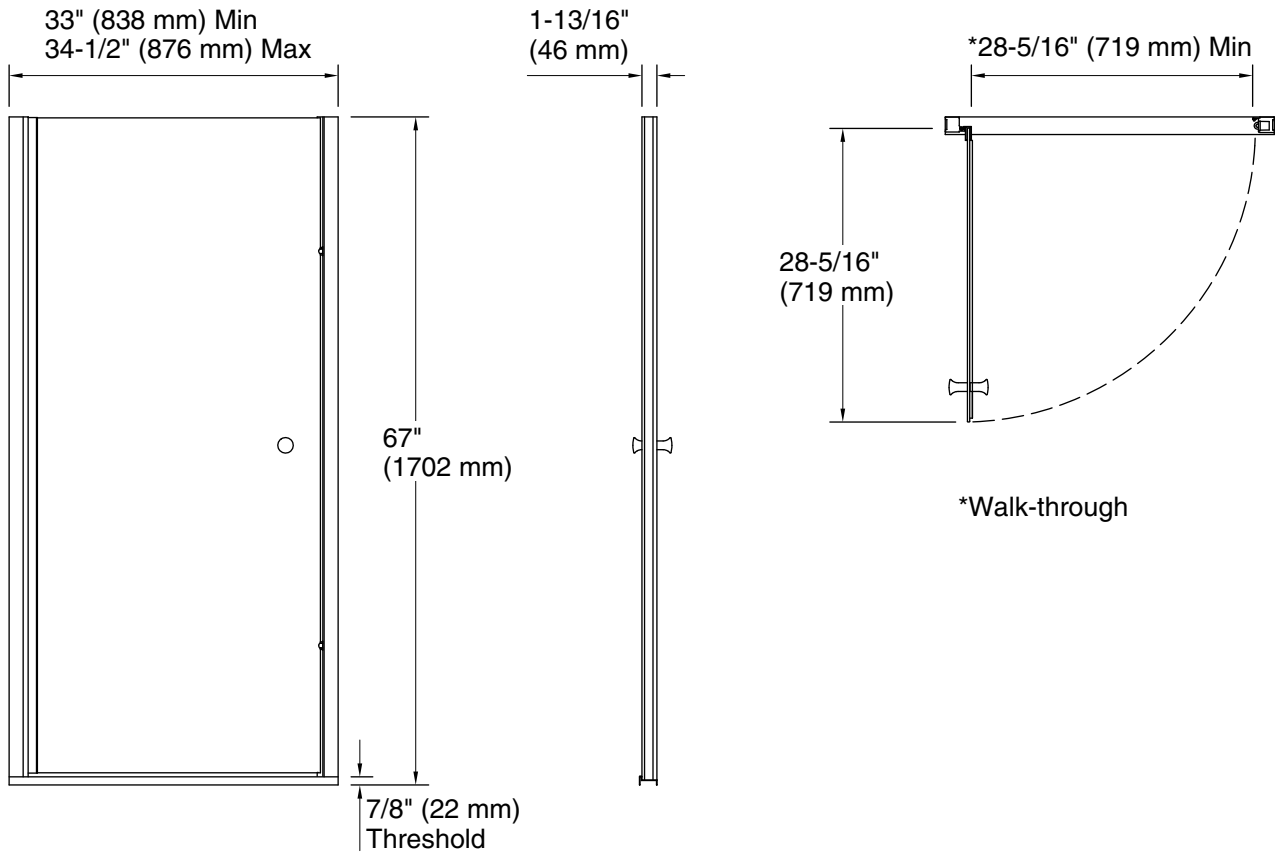
Code	Description
G05	Clear
G03	Frosted

1-800-STERLING (1-800-783-7546)

Kohler Co. reserves the right to make revisions without notice to product specifications.

For the most current Specification Sheet, go to [www.sterlingplumbing.com](http://www.sterlingplumbing.com).

7-7-2021 04:44 - US//CA



### Technical Information

All product dimensions are nominal.

Installation type:	For shower base installation
Opening Width - Min:	33" (838 mm)
Opening Width - Max:	34-1/2" (876 mm)
Walk-through - Min:	28-5/16" (719 mm)
Base-To-Wall Radius - Max:	1/2" (13 mm)
Glass thickness:	1/4" (6 mm)
Glass coating:	CleanCoat®

### Notes

Install this product according to the installation instructions.

The vertical opening should be a minimum of 67" (1702 mm) to allow for installation clearance.