



Windham™

Two-piece round-front 1.6 gpf toilet
402323-RA

Features

- Two-piece design.
- Round-front bowl offers an ideal solution for smaller bathrooms and powder rooms.
- Standard height.
- 1.6 gpf (6.0 lpf)
- Right-hand Polished Chrome trip lever.
- 2-1/8" (54 mm) fully glazed trapway.
- Combination consists of 403017 bowl and 402363-RA tank.

Technology

- Pro Force® Plus flushing technology delivers greater flushing power than previous Pro Force® models.

Installation

- Three-bolt quick-connect installation.
- Standard 12" (305 mm) rough-in.
- Seat and supply line sold separately.

Recommended Products/Accessories

K-20111 Brevia™ Quiet-Close™ Round-Front Toilet Seat
K-4639 Cachet® Quiet-Close™ Round-Front Toilet Seat
K-9466-R Right-Hand Trip Lever
K-5420 Low-Profile Bolt Caps
K-23726 Drain treatment

Included Components

Product consists of:

403017 Round-front toilet bowl
402363-RA Toilet tank

Additional Components:

Tank cover, Trip lever, Tank mounting hardware, Bolt cap accessory pack.



Codes/Standards



ASME A112.19.2/CSA B45.1
DOE - Energy Policy Act 1992

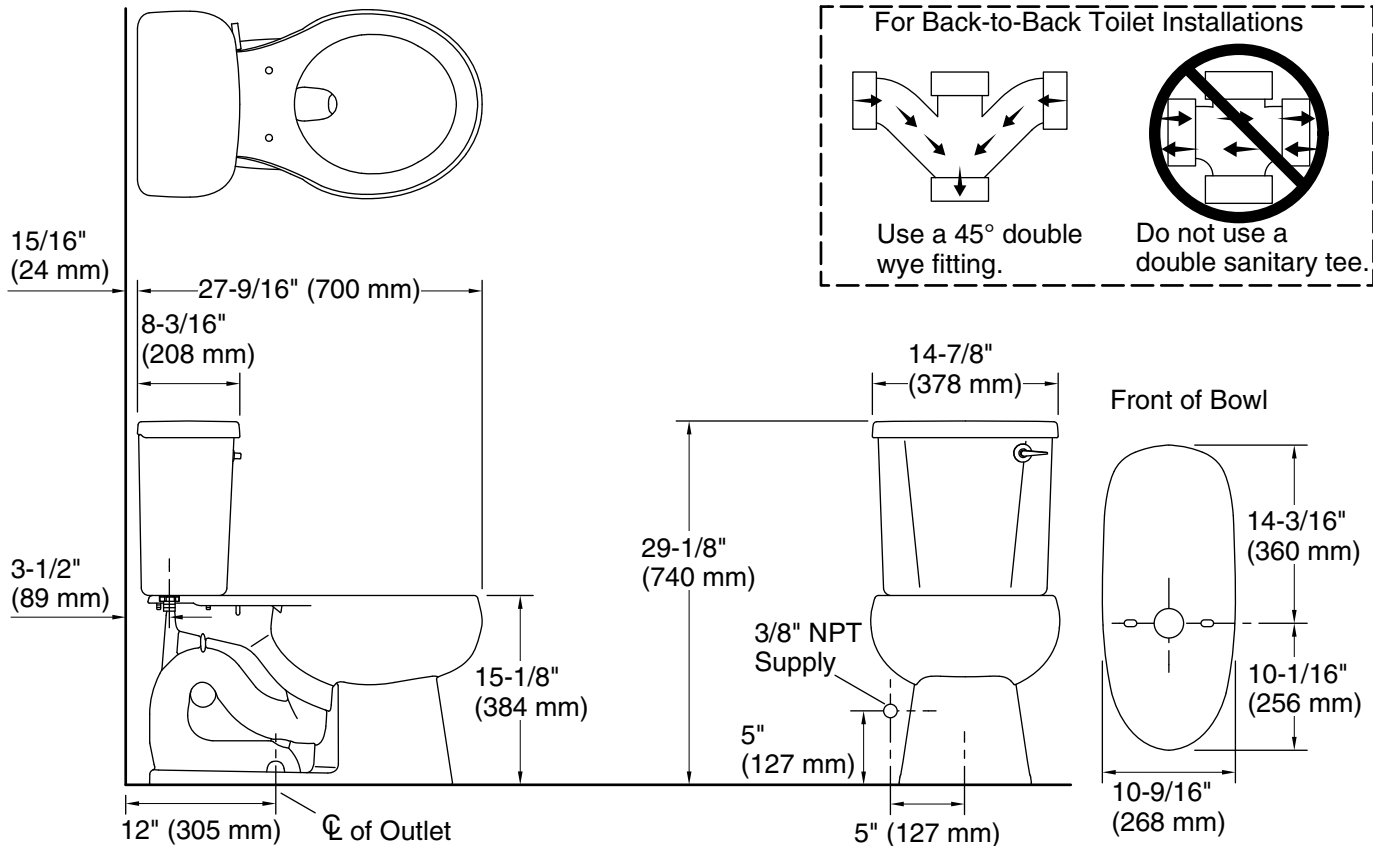
STERLING® Warranty - Toilets and Lavatories

See website for detailed warranty information.

Available Colors/Finishes

Color tiles intended for reference only.

Color	Code	Description
	0	White
	96	KOHLER Biscuit



Technical Information

All product dimensions are nominal.

Toilet type: Two-piece, Floor-mount
Waste Outlet: Floor
Bowl shape: Round-front
Flush type: Flush Valve
Trap passageway: 2-1/8" (54 mm)
Water Consumption
Full: 1.6 gpf (6 lpf)
Water surface size: 10" x 8" (254 mm x 203 mm)
Rim to water surface: 6-3/16" (157 mm)
Rough-in: 12" (305 mm)

Notes

Install this product according to the installation instructions.
For back-to-back toilet installations: Use only a 45° double wye fitting.