



A KOHLER COMPANY

Accord®

**60" Bath/Shower with Grab Bars
71150113-V**



Features

- Alcove installation
- 18" apron
- Vikrell material
- Left drain
- Pivot snap-together modular design
- Tile look
- No caulk required
- Corner shelves
- Three Nickel grab bars (one 80011032 and two 80001024) individually packed inside the wall set box

Recommended Products/Accessories

- 5325EZ-57 Frameless Sliding Bath Door
- 5425-57 Frameless Sliding Bath Door
- 5425-59 Frameless Sliding Bath Door
- 5427-59 Frameless Sliding Bath Door
- 542808-59 frameless sliding bath door
- 80001012 12" Grab Bar
- 80001018 18" Grab Bar
- 80001024 24" Grab Bar
- 80011032 32" Grab Bar
- 80001036 36" Grab Bar
- 80012134 34" Grab Bar
- 71157103 ADA Adaptable Grab Bar Kit
- 1095008 Plastic Seat

Included Components

Product consists of:

- 71151110 60" x 32" Bath
- 71154103-V 60" Bath/Shower Wall Set with Grab Bars



Codes/Standards



- CSA B45.5/IAPMO Z124
- ASTM E162
- ASTM E662
- Greenguard UL 2818 - Gold
- HUD, UM Bulletin 73

Warranty – Bathing Fixtures (and) Kitchen and Utility Sinks Made of Solid Vikrell® Material

STERLING® Warranty - Grab Bars
See website for detailed warranty information.

Available Colors/Finishes

Color tiles intended for reference only.

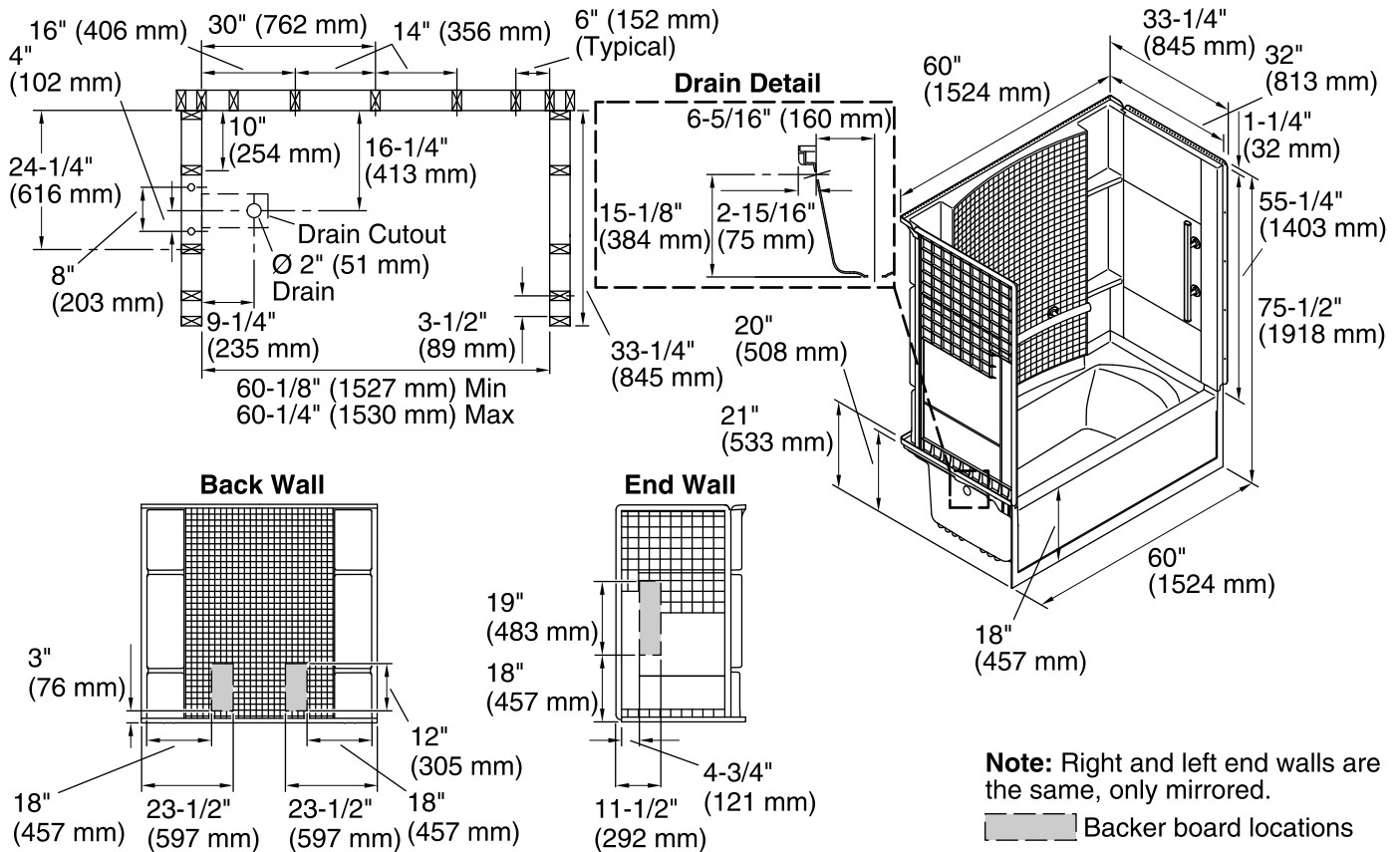
Color	Code	Description
	0	White
	96	KOHLER Biscuit

1-800-STERLING (1-800-783-7546)

Kohler Co. reserves the right to make revisions without notice to product specifications.

For the most current Specification Sheet, go to www.sterlingplumbing.com.

4-26-2019 00:23 - US



Technical Information

All product dimensions are nominal.

Installation:	Three-wall alcove
Drain location:	Left
Basin area, bottom:	21-1/2" x 46-1/8" (546 mm x 1172 mm)
Basin area, top:	23" x 51" (584 mm x 1295 mm)
Water depth:	13-1/8" (333 mm)
Water capacity:	56 gal (212 L)
Minimum flat for door:	2-3/4" (70 mm)
Maximum door height:	55-7/8" (1419 mm)
Maximum door width:	56-3/4" (1441 mm)

Notes

- Install this product according to the installation instructions.
- Studs should be positioned roughly as shown.
- Double studding is recommended for pivot shower door installations.
- Bath cannot be installed without the wall surround.
- Attach grab bars at the specified backerboard locations only.