



# Accord®

## 60" x 30" Bath with Backer Board

### 71141116




#### Features

- Alcove installation
- 15" apron
- Solid Vikrell material
- Left drain
- Aging in Place backerboards
- Must be installed with Accord wall set (71244106)

#### Recommended Products/Accessories

- 500C-59 Framed Sliding Bath Door
- 690B-59 Framed Sliding Bath Door
- 5325EZ-57 Frameless Sliding Bath Door
- 5425-57 Frameless Sliding Bath Door
- 5425-59 Frameless Sliding Bath Door
- 5905-59 Framed Sliding Bath Door
- 5906-59 Framed Sliding Bath Door
- 5907-59 Framed Sliding Bath Door
- 542808-59 frameless sliding bath door
- 572005-59 Framed Sliding Bath Door
- 581005-59 frameless sliding bath door
- 80001012 12" Grab Bar
- 80001018 18" Grab Bar
- 80001024 24" Grab Bar
- 80011032 32" Grab Bar
- 80001036 36" Grab Bar
- VA-80172 Window Trim Kit
- 71147103 ADA Adaptable Grab Bar Kit
- 71147104 30" Bath Seat Kit



#### Codes/Standards



- CSA B45.5/IAPMO Z124
- ASTM E162
- ASTM E662
- Greenguard UL 2818 - Gold

#### Warranty – Bathing Fixtures (and Kitchen and Utility Sinks Made of Solid Vikrell® Material)

See website for detailed warranty information.

#### Available Colors/Finishes

*Color tiles intended for reference only.*

| Color  | Code | Description    |
|--|------|----------------|
|  | 0    | White          |
|  | 96   | KOHLER Biscuit |



**Accord®**  
60" x 30" Bath with Backer Board  
**71141116**

No image available.  
This product is a component and not intended to be a standalone installation.

### Technical Information

All product dimensions are nominal.

Installation: Three-wall alcove

Drain location: Left

Minimum flat for door: 2-3/4" (70 mm)

Maximum door width: 56-3/4" (1441 mm)

### Notes

Install this product according to the installation instructions.

Product is designed to be used with a single-hole mixer valve with an escutcheon cover not to exceed 7-3/4" (197 mm) in width.

Bath cannot be installed without the wall surround.

Width of back wall at top transitions from 60" (1524 mm) at the front to 59-3/8" (1508 mm) in the back corners. Furring strips approximately 1/4" (6 mm) thick should be used at the back corner studs if drywall is to be installed over the nailing flange.