

Features

- Elongated bowl.
- Two-piece design.
- Pro Force® flushing technology.
- 1.6 gpf (6 lpf).
- 8" (203 mm) x 9" (229 mm) water surface.
- Fully-glazed 2-inch trapway.
- 12" (305 mm) rough-in.
- Includes left-hand polished chrome trip lever.
- Less seat and supply.
- 28" (711 mm) x 17-7/16" (443 mm) x 28-3/8" (721 mm)

Material

- Vitreous china.

Installation

- Floor-mount/floor outlet.
- Not recommended with K-4636, K-4733, or K-4713 seats

Recommended Accessories

K-20466 Stonewood® Quiet-Close™ Elongated Toilet Seat
K-20454 Ridgewood® Quiet-Close™ Elongated Toilet Seat
K-5420 Low-Profile Bolt Caps

Components

Product includes:

404515 Toilet Tank
403215 Toilet Bowl

Additional included component/s: Tank cover, trip lever, tank hardware accessory pack, and bolt caps.



Codes/Standards



ASME A112.19.2/CSA B45.1
DOE - Energy Policy Act 1992

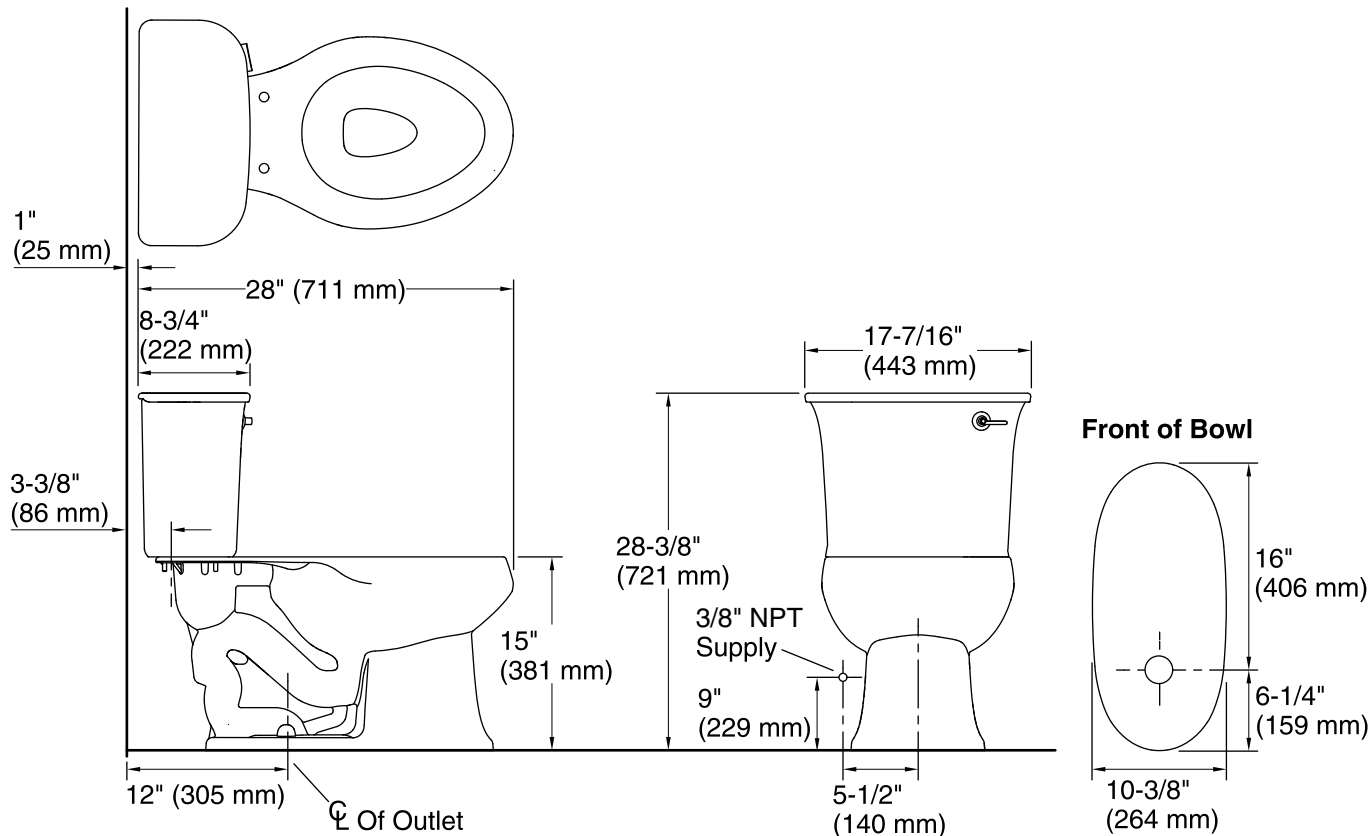
STERLING® Warranty - Toilets and Lavatories

See website for detailed warranty information.

Available Color/Finishes

Color tiles intended for reference only.

Color	Code	Description
	0	White
	96	KOHLER Biscuit



Technical Information

All product dimensions are nominal.

Toilet type:	Two-piece, Floor-mount
Waste Outlet:	Floor
Bowl shape:	Elongated front
Flush type:	Gravity siphon rim jet
Trap passageway:	2" (51 mm)
Water Consumption	
Full:	1.6 gpf (6 lpf)
Water surface size:	8" x 9" (203 mm x 229 mm)
Rough-in:	12
Seat-mounting holes:	5-1/2" (140 mm)

Notes

Install this product according to the installation instructions.

Measure your actual product for roughing-in details.