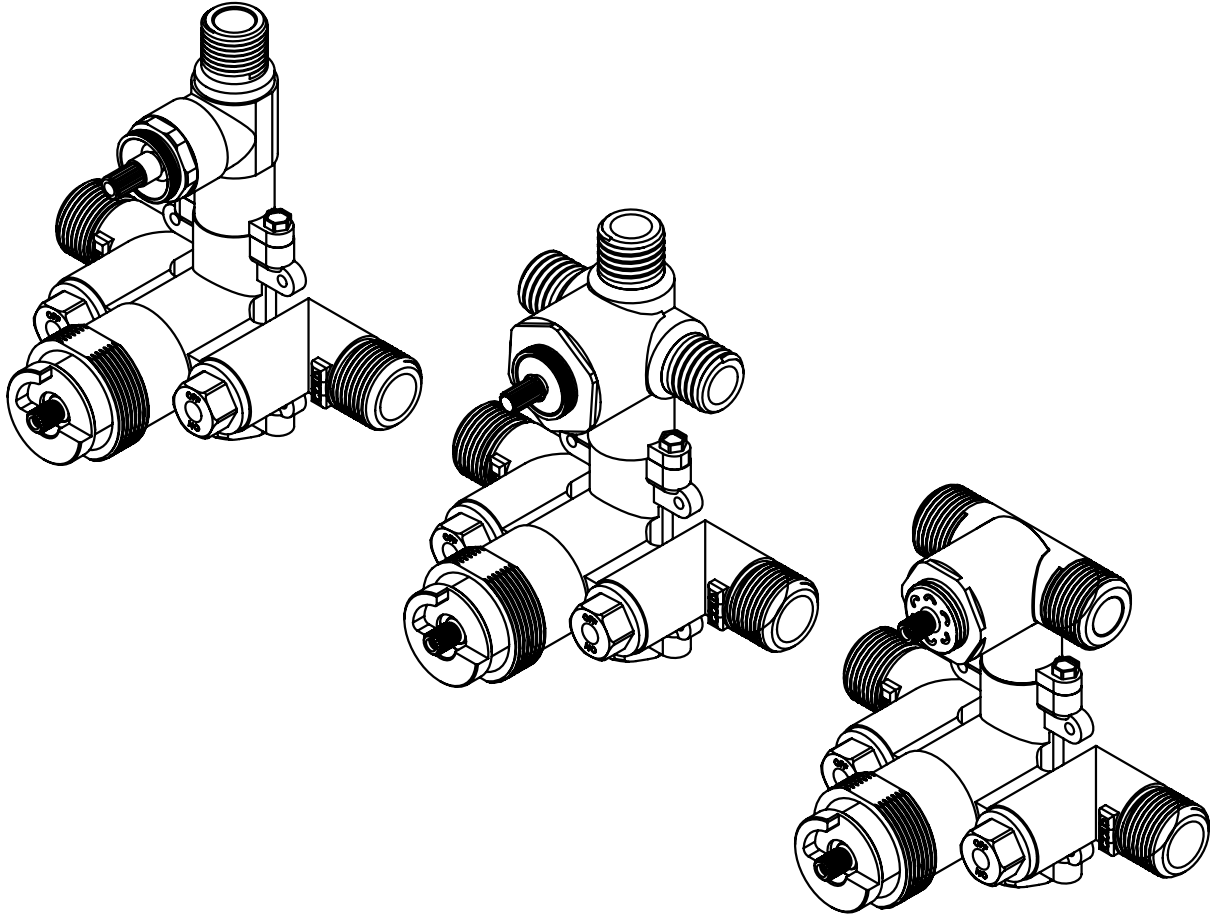


# SANTEC

FLUID IMAGINATION



## Rough 1/2 " Thermostatic Installation Instruction

TH-8010- SINGLE OUTLET 1/2" THERMOSTATIC VALVE

TH-8210- 2-WAY DIVERTER NON-SHARED FUNCTION

TH-8212- 2-WAY DIVERTER SHARED FUNCTION

TH-8310- 3-WAY DIVERTER NON-SHARED FUNCTION

TH-8313- 3 WAY DIVERTER SHARED FUNCTION

### **KEEP THIS INSTRUCTION BOOKLET FOR FUTURE REFERENCE**

≈a dcfHUbh . ' D`YUgY' fY[ ] ghYf' nci f' dfcXi Vfi cb`]bY' Uhi k k k "gUbhYWZUj WY'Wka`k ]H ]b`  
' \$' XUmj' cZ di fW UgY" GUbhYW fYgYfj Yg' h Y f[ \ h hc' fYei Ygh UXX]h]cbU'XcW a Ybhg`  
VYZcfY' gYfj ]W]b[ warranty'fYei Yghg"

G5 BH97 ` \ Ug`h Y'f[ \ h'hc`a U\_Y`bYWggUfmiXYg][ b`W Ub[ Yg`k \ Yn applicable"

†≈`i ghfUh]cb`a Umbch'XYd]Wh'UWhi al dfcXi Wfg

# ROUGH 1/2" THERMOSTATIC VALVE

ITEM # TH-8310 (Non-Shared)

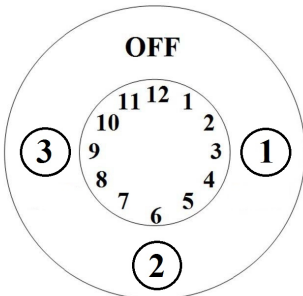
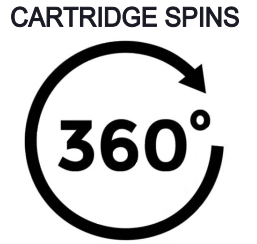
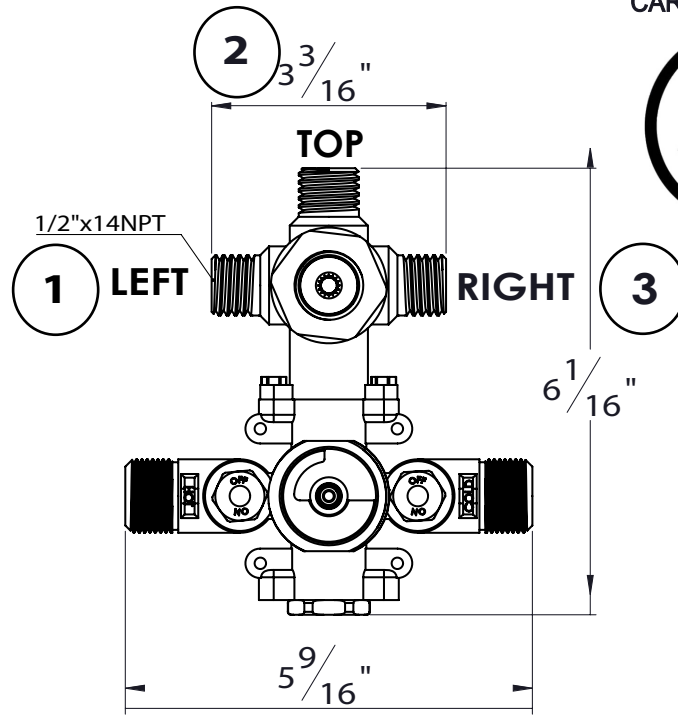
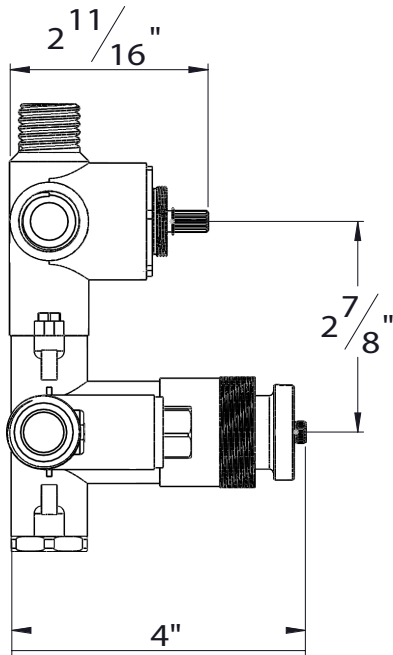
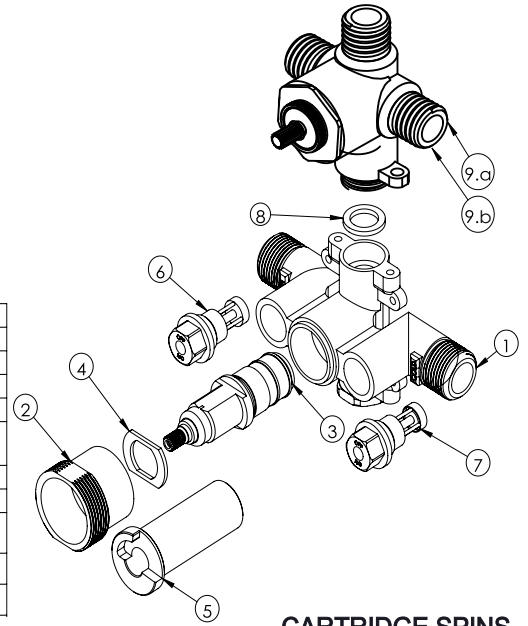
# TH-8313 (Shared)

**ROUGH**  
**1/2" Thermostatic valve with**  
**volume control and 3-way diverter**

- 6 GPM
- Male 1/2" NPT inlets/outlets
- CALGreen Compliant
- Service stops

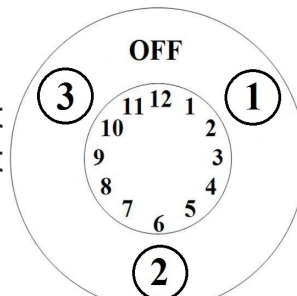


ITEM NO.	PART NUMBER	DESCRIPTION	QTY.
1	TH-7000	1/2" THERMOSTATIC VALVE	1
2	TH042	CARTRIDGE RETAINER SLEEVE	1
3	TH040	THERMOSTATIC CARTRIDGE	1
4	TH041	CARTRIDGE LOCK FOR TH	1
5	TH-7000-2	PLASTIC TEMPERATURE RESTRICTOR FOR TH-7000 EXTENSION KIT	1
6	TH7000X-H	CHECK VALVE HOT	1
7	TH7000X-C	CHECK VALVE COLD	1
8	PM-1212	RUBBER WASHER	1
9.a	P00325	GEBIS NON-SHARED 3 WAY D	1
9.b	P00335	GEBIS SHARED 3 WAY D	1



"1" opens LEFT outlet  
 "2" opens TOP outlet  
 "3" opens RIGHT outlet

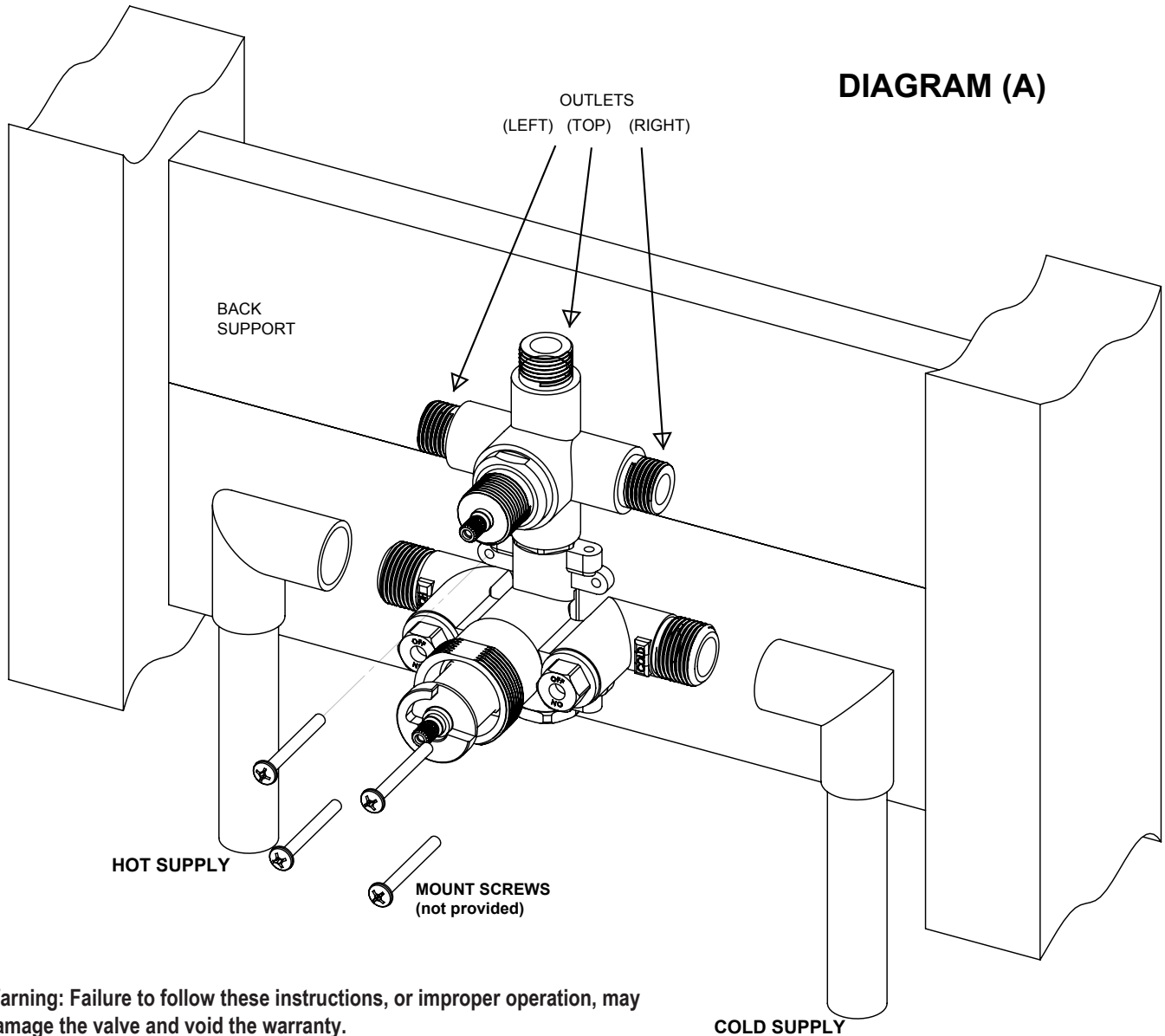
TH-8310



"1" opens LEFT outlet  
 Shared Function between "1" and "2" outlet  
 "2" opens TOP outlet  
 Shared Function between "2" and "3" outlet  
 "3" opens RIGHT outlet

TH-8313

# INSTALLATION INSTRUCTIONS



**Warning:** Failure to follow these instructions, or improper operation, may damage the valve and void the warranty.

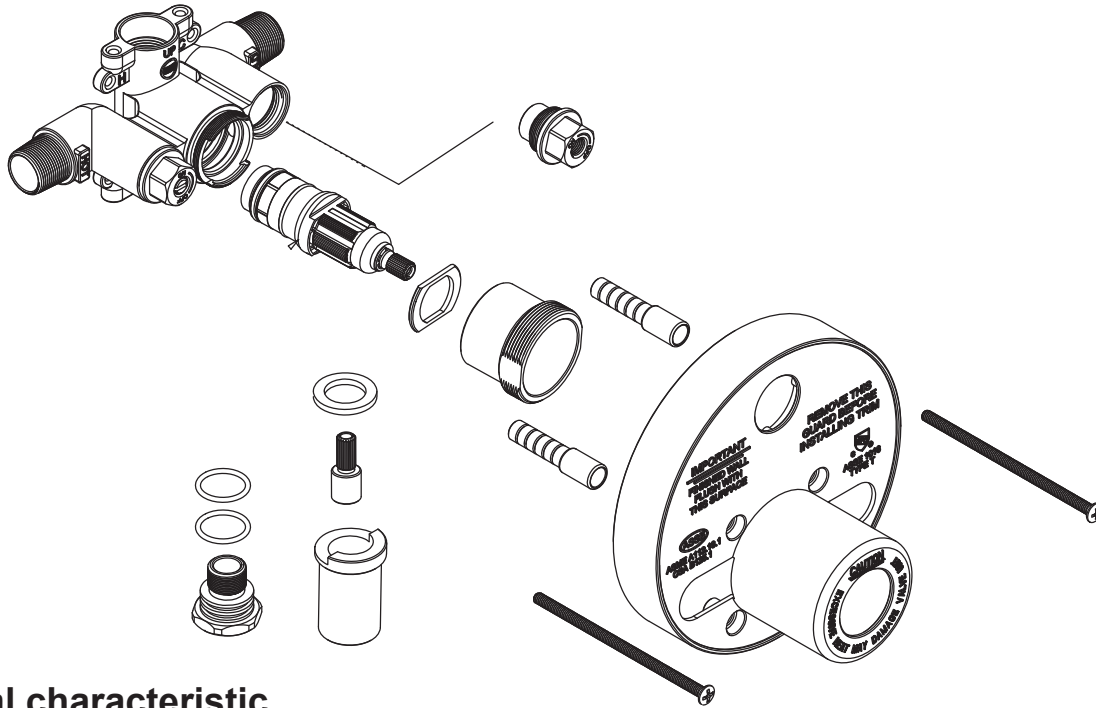
- Make sure the water supplies are off.
- Remove all the trim items (plate, handle, and flange) before installation.
- Determine where the finished wall will be. This measurement is necessary to accurately plumb in the valve.
- Install valve into the wall making sure the MIN/MAX sticker in the mud guard is flushed with the finished wall (See Diagram A)
- Secure the valve firmly against the studs, align the valve horizontally, vertically, and parallel to the wall.
- Make sure to flush or raise grouting on the tiled wall surface.

**Note:** It is critical to completely flush the lines of all dirt and debris prior to installing the valve to the supply lines.

**Note:** Do not solder the connections between the pipes and valve body, as you may damage the non-metallic parts in the valve.

- Connect the HOT water supply to the left inlet of the valve and COLD supply to the right inlet of the valve.
- Connect the outlet pipe to shower connections and to any optional devices.
- Test for proper function before closing walls. Do this by pressurizing both HOT and COLD lines.

# ROUGH 1/2" THERMOSTATIC MAINTENANCE



## General characteristic

- Santec thermostatic valve is suitable for most water heater systems provided it is installed correctly
- Low pressure storage heaters are not recommended for this application

Note: #3 Cartridge and #5 Temperature Restrictor have RED markings indicating the 100° mark should be aligned at the 12 o'clock position.

## Cartridge Cleaning

After years of use, impurities and lime scale can restrict the water flow. To clean the cartridge, please follow these instructions:

- 1- Remove the handle screw, handle trim, trim plate screws, and trim plate.
- 2- Shut off the water line by turning the check valve shut off mechanism clockwise. Make sure that the both hot and cold sides are closed.
- 3- Remove the cartridge using a 30mm wrench.
- 4- Wash the cartridge filter under running water or soak it with vinegar or a descaling agent.
- 5- Reassemble the cartridge making sure that the red lines on the cartridge are aligned.
- 6- Open the check valve shut-off mechanism, turn on the water, and check water flow.
- 7- If the water flow is normal, reassemble the trims.



## LIFETIME LIMITED WARRANTY

SANTEC is committed to enhancing your bathroom experience by creating luxury products that will provide enduring satisfaction. Every effort has been made to satisfy the highest standards of design and production to create lasting peace of mind for our customers. Proof of purchase must be provided for all warranty claims, SANTEC provides the following limited warranties on our product.

### LENGTH OF WARRANTY & WHO IS COVERED BY OUR WARRANTY

This warranty only extends to the original consumer purchaser.

### WHAT IS COVERED BY OUR WARRANTY

- 1. Finishes:** SANTEC Polished Chrome, Polished Nickel and Satin Nickel finishes carry a Lifetime Limited warranty against manufacturing defects and tarnish to the original purchaser. Custom finishes carry a ten (10) years limited warranty against manufacturing defects and tarnish to the original purchaser only. Kitchen products carry a three (3) year limited warranty.
- 2. Cartridges:** Santec cartridges carry a lifetime limited warranty, with the exception of thermostatic and pressure balanced cartridges, which carry a three (3) year limited warranty against manufacturing defects to the original purchaser.
- 3. Parts:** Santec parts carry a ten (10) year limited warranty against manufacturing defects, to the original purchaser. Kitchen products carry a five (5) year limited warranty.

### EXCLUSIONS AND LIMITATIONS OF WARRANTY

This warranty does not cover:

- 1. Drains**
- 2. Crystals and/or glass**
- Damage due to negligence, accident, abuse, improper installation, or improper maintenance such as, but not limited to: heat from soldering during installation, the use of plumber's putty, damage from tools used during installation, the use or exposure to chemicals or cleaning products either abrasive or non-abrasive, or the use of any cleaning tool or product other than a soft, clean cloth. Reverse osmosis may also shorten the life of the finish.
- Changes in the finish or in the product due to normal wear or aging does not cover any products or parts which have been altered or used in a manner not typical for the product.
- Loss, damages, or expense, incidental or consequential whatsoever, originating from the purchase, installation, use, repair, failure, or replacement of any SANTEC product or part, allowed by law.
- Commercial and/or Industrial installations and use of the product.
- This warranty does not include labor, travel charges, or any costs incurred for repair, removal, installation, servicing, diagnosing, or handling of either defective or replacement parts.
- Access should be provided to the roman tub valves for future service or repair to valves and piping. Under no circumstances will Santec Faucet, Inc. be liable for any costs associated with the removal of materials for future access to the tub valves or piping for service or repair.
- This warranty does not cover: damage due to negligence, accident, abuse, improper installation, or improper maintenance such as, (but not limited to): heat from soldering during installation, the use of plumbers putty, damage from tools used during installation, the use or exposure to chemical or cleaning products, abrasive or non-abrasive, or the use of any cleaning tool or product other than a soft, clean cloth. **This warranty does not cover: changes in the finish or in the product due to normal wear or again and does not cover any product or parts which have been altered or used in a manner not typical for the product.** Santec will not be held liable for damage to products caused by the freight carrier, any such claims should be made immediately with the freight carrier. This warranty does not cover any cost involved in the installation, repair, or replacement of any SANTEC product or parts. This warranty does not cover and SANTEC will not be held liable for any loss, damages, or expenses, incidental or consequential whatsoever, originating from the purchase, installation, use, repair, failure, or replacement of any SANTEC product or part, as allowed by law. The product of components of the covered product will either be repaired, refinished or replaced at the sole discretion of SANTEC. SANTEC reserves the right to examine any product claimed defective prior to any warranty claim being accepted or processed, at its sole discretion. This warranty gives you specific legal rights and you may have other rights which may vary from state to state.