

### Feature

400# WOG  
 DZR lead free brass body  
 REHAU EVERLOC® full port  
 Barb (EVERLOC+) x FNPT  
 PEX end (EVERLOC+)  
 Chrome plated ball  
 Virgin PTFE seats  
 Blow-out proof stem  
 Double NBR O-ring packing  
 CSA B125.14  
 AB1953, NSF/ANSI 61 & 372 certified

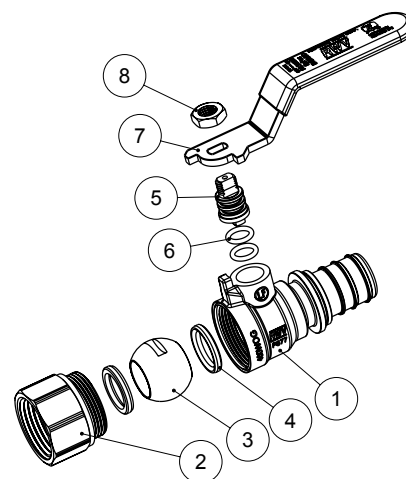
Option with wing handle (5416ABW) available  
 Extension stem available



**PATENT  
PENDING**

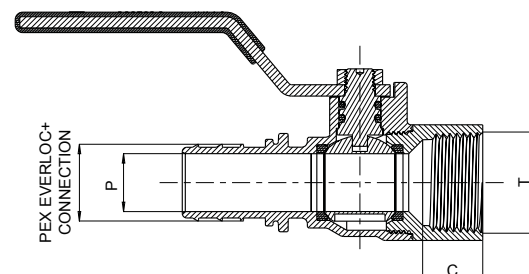
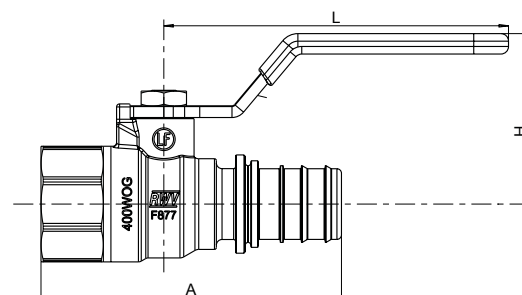
### Material

	Part	Material	Specification
1	Body	DZR Lead Free Brass	ASTM B927 C27453
2	End piece	DZR Lead Free Brass	ASTM B927 C27453
3	Ball	DZR Lead Free Brass / Cr plated	ASTM B927 C27453
4	Seat	PTFE	PTFE
5	Stem	DZR Lead Free Brass	ASTM B927 C27453
6	O-ring	NBR	NSF approved
7	Handle	Steel / Dacromet® plated	ASTM A36
8	Handle nut	Steel / Zn plated	ASTM A36



### Dimension, Weight

Size	A [in]	H [in]	L [in]	C [in]	P [in]	T [in]	Wt. [lb]
1/2"	2.49	1.38	3.19	0.61	0.38	1/2 - 14 NPT	0.31
3/4"	3.13	1.77	3.58	0.63	0.60	3/4 - 14 NPT	0.55
1"	3.73	1.93	3.58	0.75	0.77	1 - 11.5 NPT	0.79



Valves with EVERLOC® compression-sleeve connection require EVERLOC+ PEXa compression sleeves and REHAU PEXa pipe. Installation is performed only with EVERLOC+ compression-sleeve tools. Follow all published REHAU Technical Guidelines available at [www.na.rehau.com/resourcecenter](http://www.na.rehau.com/resourcecenter).

Licensed under one or more claims of patents - [www.na.rehau.com/evpluspatents](http://www.na.rehau.com/evpluspatents)