



# Figure # 5065

## Brass Compression End Ball Valve (1/2"-1")

### Product Features

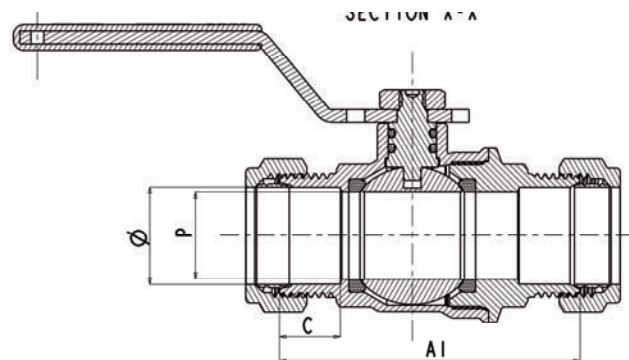
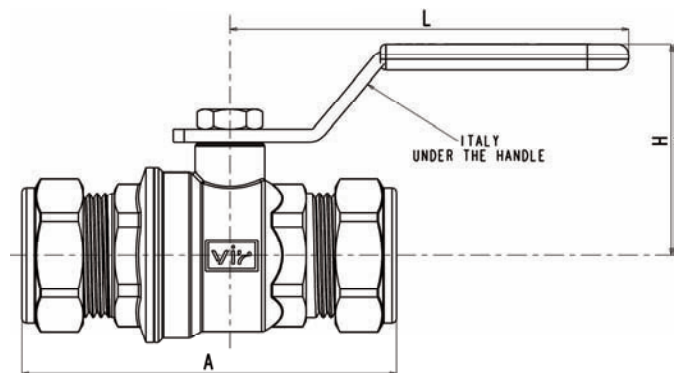
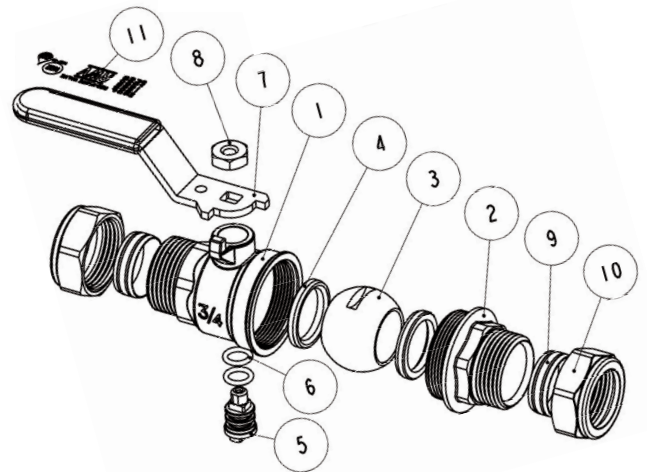
- 600# WOG\*
- Forged Brass Body
- Full Port
- Compression Ends
- O-Ring Packing
- Chrome Plated ball
- Blowout Proof Stem



Pressure/Temperature Ratings	
200 PSI from 15F to 160F	150 PSI MAX at 200F

### Materials & Specifications

Item	Description	Material	Specification
1	Body	Brass	B283 C37700
2	End Piece	Brass	B283 C37700
3	Ball	Brass/Chrome Plated	B283 C37700
4	Seat	PTFE	PTFE
5	Stem	Brass	B124 C37700
6	Packing	O-Ring NBR	NSF Approved
7	Handle	Zinc plated steel	A36 Dacromet
8	Handle Nut	Zinc plated steel	A36 Dacromet
9	Ferrule	Brass	C27200
10	Compression Nut	Brass	B283 C37700
11	I.D. Information	N/A	N/A



### Dimensions, Weights (inches-lbs.) & Valve Data

Size	1/2	3/4	1
A	2.9	3.43	3.95
A1	2.28	2.72	3.09
C	.5	.55	.63
H	1.78	1.91	2.07
L	3.6	3.6	4.98
P	.59	.79	1
Cv	15	30	60
Wt. - lbs.	.6	.85	1.35

