

The new degree of comfort.®

Rheem® Mini-Tank Electric Water Heater

1.5, 2.5, 4 and 6 Mini-Tanks Deliver Hot Water Efficiently

Performance Features


- Compact design fits virtually anywhere
- Use with hot or cold water feed
- Adjustable temperature control 50°-140°F
- Temperature and pressure relief valve included
- Enameled glass lined tank for extended life
- Floor and wall mountable, wall bracket included
- ETL tested to UL 174 and NSF 372
- All models include standard 120 volt power cord with plug
- Single weld design
- Tank status indicator light – Green: ready mode, Red: heating mode

Limited Warranty

- 6-Year limited leaks, 2-year parts

Suggested Specification

Water heater shall be a Rheem Mini-Tank model number _____ . Unit shall be enameled glass lined with a single weld design. Water connections and supplied T&P valve to be located on top of the unit. Unit shall have a status indicator light with adjustable thermostat. Unit to have a 6-year warranty against leaks. Certified to UL174.



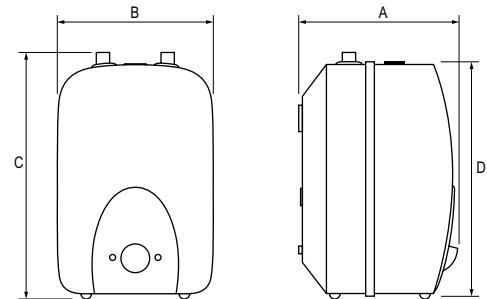
*The wetted surface of this product contacted by water contains less than 0.25% lead and meets NSF/ANSI 372



Product Specifications

Voltage:	120V
Amperage:	12 A
Heating Capacity:	1440 watts
Phase:	Single
Temperature Range:	50°-140°F
Maximum Operating Pressure:	150 PSI

DIMS. KEY	PROE1 1 RH MT		PROE2 1 RH MT		PROE4 1 RH MT		PROE6 1 RH MT	
	inch	mm	inch	mm	inch	mm	inch	mm
A	9.63	244.6	10.94	277.9	12.65	321.3	14.19	360.4
B	9.71	246.6	10.91	277.1	12.28	311.9	13.86	352.0
C	15.39	390.9	17.01	432.0	18.24	463.3	20.83	529.1
D	14.40	365.8	16.18	411.0	17.40	442.0	19.99	507.7



*Mounting bracket location on the back of unit

MODEL NUMBER	TANK VOLUME (GAL)	WEIGHT (LB)	FITTINGS	RECOVERY TIME BASED ON 60° TEMP. RISE
PROE1 1 RH MT	1.5	13.9	1/2" NPT connections at TOP of unit	8 minutes
PROE2 1 RH MT	2.5	17.6	1/2" NPT connections at TOP of unit	15 minutes
PROE4 1 RH MT	4.0	21.0	1/2" NPT connections at TOP of unit	24 minutes
PROE6 1 RH MT	6.0	27.1	3/4" NPT connections at TOP of unit	37 minutes





The new degree of comfort.



Rheem Mini-Tank Installation

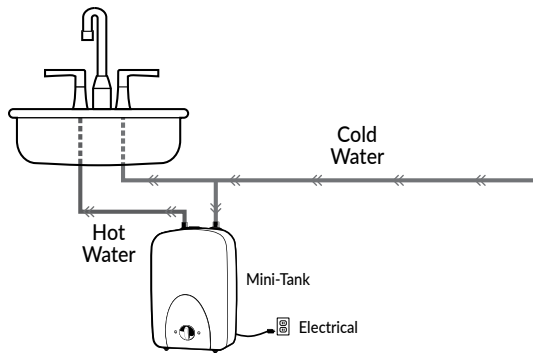
Save water by eliminating the wait for hot water to reach the faucet. Simply tap into the water line and install the heater directly at the sink. No need for costly recirculating lines and pumps. And when you want to eliminate the wait for hot water but need more volume, install the Rheem heater in-line with a larger hot water source, such as a tankless heater or a storage tank heater. Features and lightweight and compact design.

MODEL NUMBER	kW	TANK VOLUME	DIMENSIONS	WATER CONNECTIONS	RELIEF VALVE	SHIPPING WEIGHT	PLUG IN
VOLTS 120							
PROE1 1 RH MT*	1.4	1.5 gallons	15.5" H x 9.75" W x 9.75" D	1/2" NPT	Included	13.9 lbs.	Yes
PROE2 1 RH MT*	1.4	2.5 gallons	17" H x 11" W x 11" D	1/2" NPT	Included	17.6 lbs.	Yes
PROE4 1 RH MT*	1.4	4.0 gallons	18.25" H x 12.5" W x 12.75" D	1/2" NPT	Included	21 lbs.	Yes
PROE6 1 RH MT*	1.4	6.0 gallons	21" H x 14" W x 14.25" D	3/4" NPT	Included	27.1 lbs.	Yes

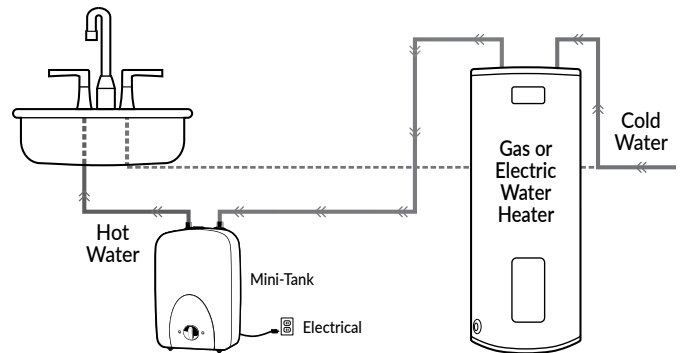
*Evaluation and compliance to Intertek (ETL) under CAN/CSA-C22.2 No. 110.

Sample Installations

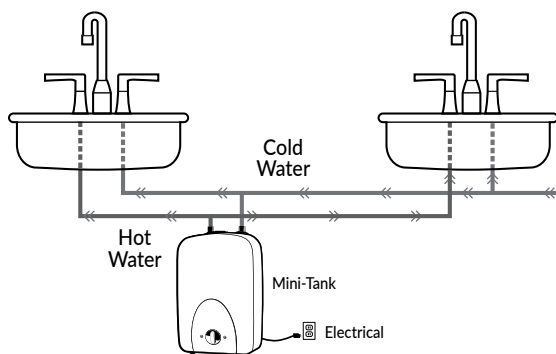
Standalone Point-of-Use Heating Application



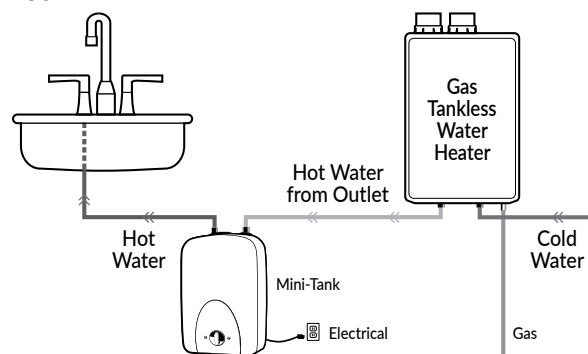
Point-of-Use Booster Heating Application from Central Tank Heating System



Standalone Point-of-Use Multi fixture Application



Cure for "Cold Water Sandwich" Gas Tankless Heating Application



In keeping with its policy of continuous progress and product improvement, Rheem reserves the right to make changes without notice.

Rheem Water Heating • 1115 Northmeadow Parkway, Suite 100
Roswell, Georgia 30076 • www.rheem.com

