



The new degree of comfort.®



Residential Gas
Professional Classic Plus
Powered Damper Water Heaters

The energy efficient Professional Classic Plus® Powered Damper gas water heaters meet or exceed the latest ENERGY STAR® requirements

Efficiency

- .65 - .70 UEF
- ENERGY STAR® rated

Performance

- FHR: 69 - 85 gallons
- Recovery: Up 50.5 GPH at a 90° F rise, depending on model

Self-Diagnostic System

- Electronic gas control for improved monitoring and service

Low Emissions

- Eco-friendly burner, low NOx design
- Meets 40 ng/J NOx requirements



- EcoNet® enabled WiFi-connected[†] technology and free mobile app gives users control over water systems, allowing for customizable temperature, vacation settings, energy savings and system monitoring at home or away. Visit Rheem.com/EcoNetConnect



- Water sensor detects water outside of the unit and sends an alert via the free EcoNet® mobile app to the homeowner
- EcoNet® WiFi Kit part number EEWRA631GWH sold separately

Technology

- 24 VAC flue damper, 110 VAC outlet required
- Includes 19-foot cord, 3-prong plug
- Standard Cat. I, double-wall, B-vent, 3" (4" adaptor included)

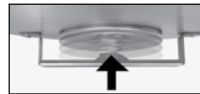


What is a Powered Damper?


The 24-volt powered flue damper is positioned atop the unit. It opens and closes automatically in response to gas-burner activity. When the combustion stops, it signals the damper to close, trapping the heat inside the flue and delivering more heat to the water.

Guardian System™ & Sensor

- Exclusive air/fuel shut-off device
- Maintenance free – no filter to clean
- Disables the heater in the presence of flammable vapor accumulation



Combustion Shut-off System



Flame Arrestor Plate



Maintenance Free

Longer Life

- Premium grade anode rod provides long-lasting tank protection

High Altitude Compliant

- Certified to 10,100 ft. above sea level (50-gallon 50K Btu/h model certified to 5,999 feet above sea level)

Plus...

- Dual certified for both potable water and space heating
- Enhanced flow brass drain valve
- Temperature and pressure relief valve included
- Low lead compliant
- Standard replacement parts

Warranty

- 8-Year limited tank and parts warranty*
- With ProtectionPlus™ the 8-year limited tank warranty becomes 12-year

*See Residential Warranty Certificate for complete information

[†] WiFi broadband internet connection required, WiFi Kit sold separately

Units meet or exceed ANSI requirements and have been tested according to D.O.E. procedures. Units meet or exceed the energy efficiency requirements of NAECA, ASHRAE standard 90, ICC Code and all state energy efficiency performance criteria.



Professional Classic Plus
Powered Damper
38, 40 and 50-Gallon Capacities
Up to 50,000 BTU/h
Natural and LP Gas



LEED Point = 1

See specifications chart on back.



INTEGRATED HOME COMFORT



The new degree of comfort.®

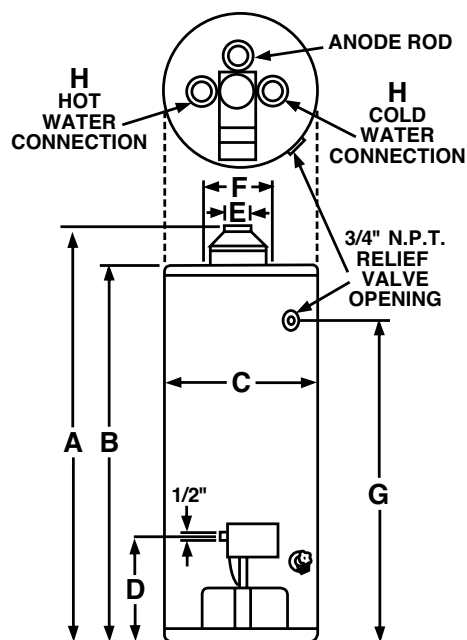


Residential Gas
Professional Classic Plus
 Powered Damper Water Heaters

Professional Classic Plus® Powered Damper Specifications

DESCRIPTION				FEATURES						ROUGHING IN DIMENSIONS (SHOWN IN INCHES)										ENERGY INFO.	
TYPE	NOMINAL GALLON CAPACITY	RATED GALLON CAPACITY	MODEL NUMBER	GAS INPUT IN THOUS. BTU/H		RECOVERY IN G.P.H. 90° F RISE		UEF FIRST HR. DEL. G.P.H.		HEIGHT TO VENT A	TANK HEIGHT B	DIAM. C	HT. TO GAS CONN. D	VENT SIZE E	WATER CONN. CENTER F	HT. TO SIDE T&P VALVE G	WATER CONN. SIZE H	SHIP WT. (LBS)	UNIFORM ENERGY FACTOR (UEF)		
				NAT.	LP	NAT.	LP	NAT.	LP												
Tall	38	37	PRO+G38-40N RH69 PD	40	-	40.4	-	85	-	62-3/4	57-3/4	19-3/4	14	3 or 4	8	52-1/4	3/4	140	0.70		
Tall	38	37	PRO+G38-36P RH69 PD	-	36	-	36.4	-	85	62-3/4	57-3/4	19-3/4	14	3 or 4	8	52-1/4	3/4	140	0.70		
Tall	50	48	PRO+G50-40N RH67 PD	40	-	40.4	-	78	-	63	58	21-3/4	14	3 or 4	8	52-1/2	3/4	160	0.68		
Tall	50	48	PRO+G50-36P RH67 PD	-	36	-	36.4	-	78	63	58	21-3/4	14	3 or 4	8	52-1/2	3/4	160	0.68		
Tall	50	48	PRO+G50-50N RH67 PD	50	-	50.5	-	84	-	63-1/2	58	21-3/4	14	4	8	52-1/2	3/4	160	0.69		
Short	40	39	PRO+G40S-40N RH67 PD	40	-	40.4	-	69	-	55-1/2	50-1/2	21-3/4	14	3 or 4	8	44	3/4	140	0.65		
Short	40	39	PRO+G40S-36P RH67 PD	-	36	-	36.4	-	69	55-1/2	50-1/2	21-3/4	14	3 or 4	8	44	3/4	140	0.65		
Short	50	48	PRO+G50S-40N RH67 PD	40	-	40.4	-	78	-	55-1/2	50-1/2	23-3/4	14	3 or 4	8	44	3/4	160	0.66		
Short	50	48	PRO+G50S-36P RH67 PD	-	36	-	36.4	-	78	55-1/2	50-1/2	23-3/4	14	3 or 4	8	44	3/4	160	0.66		

Uniform Energy Factor and rated gallon capacity based on Department of Energy (DOE) requirements.



In keeping with its policy of continuous progress and product improvement, Rheem reserves the right to make changes without notice.

Rheem Water Heating • 1115 Northmeadow Parkway, Suite 100
 Roswell, Georgia 30076 • www.rheem.com



INTEGRATED HOME COMFORT